



**1503 N. IMPERIAL AVE., SUITE 104
EL CENTRO, CA 92243-2875
PHONE: (760) 592-4494
FAX: (760) 592-4410**

**MANAGEMENT COMMITTEE
REVISED**

**City of Brawley
383 Main St.
Brawley, CA 92227**

**Wednesday, October 10, 2018
10:30 A.M.**

CHAIR: DAVID DALE

VICE CHAIR: NICK WELLS

Individuals wishing accessibility accommodations at this meeting, under the Americans with Disabilities Act (ADA), may request such accommodations to aid hearing, visual, or mobility impairment by contacting ICTC offices at (760) 592-4494. Please note that 48 hours advance notice will be necessary to honor your request.

I. CALL TO ORDER AND ROLL CALL

II. EMERGENCY ITEMS

A. Discussion/Action of emergency items, if necessary.

III. PUBLIC COMMENTS

Any member of the public may address the Committee for a period not to exceed three minutes on any item of interest not on the agenda within the jurisdiction of the Committee. The Committee will listen to all communication, but in compliance with the Brown Act, will not take any action on items that are not on the agenda.

IV. CONSENT CALENDAR

A. Approval of Management Committee Draft Minutes: September 26, 2018 Page 4

V. REPORTS

- E. ICTC/LTA Executive Director
 - See attached Executive Director Report on page 8
 - F. Southern California Association of Governments
 - See attached report on page 17
 - G. California Department of Transportation – District 11
 - See attached report on page 20
- Committee Member Reports

**CITIES OF BRAWLEY, CALEXICO, CALIPATRIA, EL CENTRO, HOLTVILLE, IMPERIAL, WESTMORLAND,
IMPERIAL IRRIGATION DISTRICT AND COUNTY OF IMPERIAL**

VI. PRESENTATION CALENDAR

- A. Update on the Bottom-Up Local Input and Envisioning Process for the 2020 RTP/SCS and RHNA.

Presentation by Kome Ajise, Director of Planning and Programs, SCAG Page 31

VII. ACTION CALENDAR

- A. Public Hearing: **IVT MedTrans**; Non-emergency Transportation to Medical Facilities in San Diego Fare Price Increase Page 44

It is requested that the Management Committee forwards this item to the Commission for review and approval after public comment, if any:

1. Conduct the public hearing on October 24, 2018 6:00PM for the purpose of attaining public comment on the proposed fare price increase for the IVT MedTrans.
2. Revise the annual farebox ratio goal to 10%
3. Approve the fare price increase effective January 1, 2019 at:
 - a. Category A \$ 22.50 (patient - roundtrip)
 - b. Category B \$ 45.00 (public - roundtrip)
 - c. Personal Care Attendants \$10.50 (roundtrip)

- B. Resolution to support the creation of the Imperial Valley Council of Governments (IVCOG) Page 49

It is requested that the Management Committee forwards this item to the Commission for review and approval after public comment, if any:

1. To authorize the Chairman to sign the resolution

VIII. INFORMATION CALENDAR

- A. Social Services Transportation Advisory Council Meeting; October 2018 – Transit 101 Page 54

IX. NEXT MEETING DATE AND PLACE

- A. The next meeting of the Management Committee will be on **Wednesday, November 14, 2018 at 10:30 a.m.**, at the **City of Calexico**, Calexico, CA.

X. ADJOURNMENT

- A. Motion to Adjourn

IV. CONSENT CALENDAR

**A. APPROVAL OF MANAGEMENT COMMITTEE DRAFT
MINUTES:**

September 26, 2018

B. RECEIVE AND FILE:

1. ICTC BOARD DRAFT MINUTES:

September 26, 2018

**IMPERIAL COUNTY TRANSPORTATION COMMISSION
MANAGEMENT COMMITTEE**

DRAFT MINUTES OF September 26, 2018

10:30 a.m.

VOTING MEMBERS PRESENT:

| | |
|--------------------|------------------------|
| City of Brawley | Rosanna Bayon Moore |
| City of Calipatria | Rom Medina |
| City of Calexico | David Dale |
| City of El Centro | Marcela Piedra |
| City of Holtville | Nick Wells |
| County of Imperial | Tony Rouhutas |
| County of Imperial | Esperanza Colio-Warren |

STAFF PRESENT: Mark Baza, Kathi Williams, Cristi Lerma, Virginia Mendoza, David Aguirre

OTHERS PRESENT: David Salgado: SCAG; Beth Landrum and Jesus “Chi” Vargas: Caltrans; Liza Zarate: City of El Centro; Henry Felix and Rebecca Terrazas-Baxter: County of Imperial

The following minutes are listed as they were acted upon by the Imperial County Transportation Commission Management Committee and as listed on the agenda for the meeting held Wednesday, September 26, 2018 together with staff reports and related documents attached thereto and incorporated therein by reference.

I. CALL TO ORDER AND ROLL CALL

Chair Dale called the Committee meeting to order at 10:41 a.m. Roll call was taken. Introductions were made.

II. EMERGENCY ITEMS

A. There were none.

III. PUBLIC COMMENTS

There were none.

IV. CONSENT ITEMS

A motion was made by [Medina](#) seconded by [Wells](#) to approve the consent calendar as presented. **Motion carried unanimously.** Items 4A through 4C were approved.

V. REPORTS

A. ICTC Executive Director

Mr. Aguirre had the following updates:

- ICTC facilitates the Social Services Transportation Advisory Council (SSTAC) once a month to meet with various social service agencies to review transportation issues throughout the Imperial Valley. Every year during the month of October, ICTC hosts a meeting, entitled *Transit 101*, to review the transportation services provided by ICTC. The meeting also provides a static vehicle display of ICTC owned vehicles for all meeting participants. ICTC is coordinating with the Imperial Valley College (IVC) to hold the meeting this year at IVC facilities.

Ms. Mendoza had the following updates:

- All RSTP and CMAQ projects were fully obligated in FY 2017/2018. A list of projects is listed on page 18 of the agenda for FY 2018-2019. October 1, 2018 agencies are able to begin the process for obligation.

Mr. Baza had the following updates:

- ICTC has engaged in several discussions with the City of Brawley Staff regarding the potential relocation of the existing bus stops along Rio Vista Avenue/SR78 and at Pioneers Memorial Hospital with \$80,000 being provided by Caltrans.
 - Since early 2018, the IVCOG Joint Powers Authority development has been discussed at length by the City/County Managers during CCMA meetings. The following are the proposed next steps and goal for completion. The consensus amongst the group was to have a goal to complete the agreement and establish the IVCOG by the end of the calendar year 2018.
 - Aug./Sept.: Cities and the County are carrying out their legal review of the agreement.
 - Sept./Oct.: City of El Centro and County Public Works are finalizing review for steps and timeline to transition the IVRMA and SAFE Programs to the IVCOG.
 - October: ICTC Executive Director presents to the Commission a formal action and Resolution in support of creating the IVCOG.
 - Nov./Dec.: City Managers and County CEO would present action and resolution to support and approve IVCOG Joint Powers Authority agreement.
 - December 2018/January 2019: Complete transition of IVRMA and SAFE programs to IVCOG.
 - A Strategic Planning Meeting by the IMBA Memorandum of Understanding Signees will be held at 8:30 a.m. at the ICTC Offices in El Centro on Thursday, October 11, 2018. The regular IMBA meeting will follow the Strategic Planning meeting at 10:00am at ICTC Offices in El Centro on Thursday, October 11, 2018.
 - On the Executive Director report we have listed all local SB 1 projects. For Imperial County a list is available upon request.
 - A complete list of ICTC updates can be found on Page 15 of the agenda.
- B. Southern California Association of Governments (SCAG)
Updates were provided by Mr. Salgado and can be found on Page 24 of the agenda.
- C. Caltrans Department of Transportation – District 11
Updates were provided by Mr. Vargas and Ms. Landrum, can be found on page 28 of the agenda.
- D. Committee Member Reports
- Mr. Baza stated that ICTC received an award from WTS for the Mobility Hubs Strategies partnership with SANDAG.
 - Mr. Wells stated that the City of Holtville will be organizing a trail walk for the community along the Alamo Trail on October 20, 2018 at 9:30 a.m. The walk will end at the City Park with a Health Fair.

VI. ACTION CALENDAR

- A. Calexico Intermodal Transportation Center Architectural and Engineering Services – Award Recommendation

It was requested that the ICTC Management Committee forward this item to the ICTC Commission for their review and approval after public comment, if any:

1. Approve the award of the Architectural and Engineering Consultant Agreement for the Calexico Intermodal Transportation Center to Psomas in the amount of \$557,884.63.
2. Authorize the Chairperson to sign the consultant agreement.

A motion was made by **Piedra** seconded by **Bayon Moore**, **Motion carried** unanimously.

B. IVT RIDE - Calexico, Public Dial-a-Ride Paratransit Services - Review FY 2017-18

It was requested the ICTC Management Committee forward this item to the Commission for review and approval after the receipt of public comment:

1. Authorize a FY 2017-18 year end payment to FIRST TRANSIT Inc. for the IVT RIDE - Calexico, in an amount of \$10,636.18 from the transit services account (7416001) fund balance.
2. Direct staff to implement the recommend changes to the IVT RIDE Calexico service operations; reduction from 8 to 6 service hours on the third bus, as of November 1, 2018 after public notice.
3. Direct staff to not seek the extension options for the sixth, seventh and eighth year of operations, thereby conducting a competitive bid for the IVT RIDE concurrent with the IVT and IVT Access competitive bid for FY 2019-20.

A motion was made by **Piedra** seconded by **Bayon Moore**, **Motion carried** unanimously.

C. Review for the IVT MedTrans; Non-emergency Transportation to Medical Facilities in San Diego - Operating Agreement, FY 2017-18 to FY 2020-21

It was requested that ICTC Management Committee forward this item to the ICTC Commission for review and approval after the receipt of public comment, if any:

1. Authorize a FY 2017-18 year end payment to FIRST TRANSIT Inc. for the IVT MedTrans service, in an amount of \$31,957.45 from the transit services account (7416001) fund balance.
2. Direct staff to not seek the two, one year extension options for the fourth and fifth year of operations, thereby conducting a competitive bid for the IVT MedTrans concurrent with the IVT and IVT Access competitive bid for FY 2019-20.
3. Direct staff to make arrangements for a public hearing on October 24, 2018 at 6:00 PM for the purpose of receiving public input on a fare pricing adjustment for the IVT MedTrans.

A motion was made by **Medina** seconded by **Bayon Moore**, **Motion carried** unanimously.

VII. NEXT MEETING DATE AND PLACE

The next meeting of the **Management Committee** will be held on **October 10, 2018** at the **City of Brawley, Brawley, CA 92227**

VIII. ADJOURNMENT

- A. Meeting adjourned at 11:31 a.m.

V. REPORTS

- A. ICTC/LTA EXECUTIVE DIRECTOR REPORT
- B. SOUTHERN CALIFORNIA ASSOCIATION OF GOVERNMENTS REPORT
- C. CALTRANS REPORTS



1503 N IMPERIAL AVE SUITE 104
EL CENTRO, CA 92243-2875
PHONE: (760) 592-4494
FAX: (760) 592-4410

Memorandum

Date: October 1, 2018
To: ICTC Management Committee Meeting
From: Mark Baza, Executive Director
Re: Executive Director's Report

The following is a summary of the Executive Director's Report for the Management Committee Meeting on October 10, 2018

- 1) **LTA Audit FY 2017-18:** The three year LTA audit contract was awarded to the firm of The Pun Group. A project kick off meeting for member agencies was held at the ICTC offices on September 6th. The audit team is expected to schedule visits and interviews with agencies' finance staff for the week of November 26, 2018 – November 30, 2018. The auditor's goal is to have a draft by late December. Please provide ICLTA with updated 5-year Expenditure Plans and Maintenance of Efforts Certificates (Calexico, El Centro and Imperial) if you haven't done so already.
- 2) **Rio Vista and Pioneers Memorial Hospital Bus Stops:** ICTC has engaged in several discussions with the City of Brawley Staff regarding the potential relocation of the existing bus stops along Rio Vista Avenue/SR78 and at Pioneers Memorial Hospital. Caltrans is currently completing improvements to SR 78 and will be providing on street concrete bus pads with an approximate value of \$80,000.
- 3) **Imperial Valley Council of Governments (IVCOG):** Since early 2018, the IVCOG Joint Powers Authority development has been discussed at length by the City/County Managers during CCMA meetings. The following are the proposed next steps and goal for completion.

Goal: Consensus among the group was to have a goal to complete the agreement and establish the IVCOG by the end of the calendar year 2018.

- Aug./Sept.: Cities and the County are carrying out their legal review of the agreement.
 - Sept./Oct.: City of El Centro and County Public Works are finalizing review for steps and timeline to transition the IVRMA and SAFE Programs to the IVCOG.
 - October: ICTC Executive Director presents to the Commission a formal action and Resolution in support of creating the IVCOG.
 - Nov./Dec.: City Managers and County CEO would present action and resolution to support and approve IVCOG Joint Powers Authority agreement.
 - December 2018/January 2019: Complete transition of IVRMA and SAFE programs to IVCOG.
- 4) **Calexico Intermodal Transportation Center (ITC):** A new Intermodal Transportation Center in the City of Calexico has been part of ICTC's long range transit planning. The new Calexico ITC will serve as a regional mobility hub that will accommodate bus bays for Imperial Valley Transit in addition to the City of Calexico's private transit operators, taxis and farm labor buses. ICTC received a Congestion Mitigation and Air Quality federal program fund to complete the environmental and design plans of the new Calexico ITC. ICTC staff is in

the process of completing the contract award for a consultant firm that will complete the environmental and design phase. Currently, ICTC staff is completing the Caltrans award review process with multiple Caltrans' departments. *The ICTC Board adopted the agreement with Psomas on September 26, 2018.*

- 5) **Calexico West Port of Entry Traffic Circulation Plan:** Caltrans authorized a special planning grant to perform a traffic management study to assist the City of Calexico and the Imperial Valley region to analyze and propose traffic management strategies and alternatives to serve traffic flow for the Calexico West Port of Entry expansion. SCAG, Caltrans and ICTC have led the Traffic Circulation Plan in partnership with the City of Calexico, Customs and Border Protection and General Services Administration. The Request for Proposals (RFP) was completed and the consultant selected was KOA. A series of public stakeholder meetings were held to develop the Plan. In attendance at the technical stakeholder meetings has been staff from KOA, ICTC, Caltrans, City of Calexico, GSA, CBP, and Mexican Aduanas. A public workshop has held prior to the July 10th southbound traffic shift opening to inform the public of the changes. A second public workshop was held on August 23rd to inform the public of the northbound traffic shift opening. The expansion of the POE was completed on September 11, 2018 and the new northbound and southbound access points to the POE are at Second Street and Cesar Chavez Boulevard. *On September 11th the northbound traffic shift took place. The KOA consultant team plans to conduct traffic counts and observation in the month of October to analyze the traffic after the north and southbound traffic shifts have been in operation.*
- 7) **State Route 98 and Cesar Chavez Blvd.:** As part of the POE Expansion project, SR-98 and Cesar Chavez Boulevard are being widened and improved to serve the expansion to the west. *The City of Calexico received CTC approval for allocation of Border Infrastructure Program funds on March 21, 2018; and the project is scheduled to begin construction in early summer 2018. Caltrans' SR-98 work between VV Williams and Ollie Avenue was completed in March 2018. Caltrans is working on a second segment on SR-98 between Rockwood Avenue and Ollie Avenue is in the design and right-of-way phase. ICTC and Caltrans submitted a grant application through SB 1 Trade Corridor Enhancement Program. The CTC approved \$3.4 million from the SB 1 Trade Corridor Enhancement Program to complete construction.*
- 8) **Calexico East Port of Entry Bridge Expansion over the All American Canal Project:** ICTC submitted the Calexico East Commercial Vehicle Port of Entry Expansion Project under the California Sustainable Freight Action Plan: Pilot Project Ideas. The proposed elements of the Calexico East Expansion include: bridge expansion, commercial vehicle primary inspection booths and road construction is estimated at \$65 million. ICTC is pursuing discretionary freight program funding for the bridge expansion for an estimated total cost of \$28 million. Pending the possible funds for the bridge expansion, ICTC will pursue a donation authority request to U.S. Customs and Border Protection. *In October 2017, ICTC staff coordinated with Caltrans to submit an application for grant funding under the State's Freight funding available under SB-1 and the State's share of the 2015 federal transportation bill (FAST Act), response for this grant program in May 2018. The CTC approved our request for \$3 million to complete the project approval and environmental process for the bridge expansion. On October 23, 2018, Caltrans and ICTC will be hosting a kick-off meeting at the ICTC Offices.*
- 9) **Imperial Mexicali Binational Alliance Meeting:** *A Strategic Planning Meeting by the IMBA Memorandum of Understanding Signees will be held at 8:30 a.m. at the ICTC Offices in El Centro on Thursday, October 11, 2018. The regular IMBA meeting will follow the Strategic Planning meeting at 10:00am at ICTC Offices in El Centro on Thursday, October 11, 2018.*
- 10) **Heber Bus Stop & Pedestrian Access Improvements on State Route 86:** The community of Heber has had a need to improve pedestrian and bus stop access along State Route 86. The ICTC Commission granted the use of Regional Set-Aside Local Transportation Authority (LTA) funds for the project. Caltrans has served as the project lead; the first phase was recently completed in November 2017. Phase 1 included bench, bus shelter and ADA access improvements. Phase 2 was recently completed in mid-June 2018 and consisted of curb and sidewalks improvements from Parkyns Ave to Heber Ave. *Phase 3 will also have curb and sidewalk improvements and is located between Heffernan to Parkyns Ave. ICTC participated in a Heber Community Outreach event together with County Public Works and led by Supervisor Plancarte. The County of Imperial discussed sidewalk pavement projects, and ICTC gave transit updates and a status of the SR-86 improvements. The Phase 3 construction improvements have begun and are currently underway.*

- 11) **State Legislation for Transportation Funding – SB 1 Road Maintenance and Rehabilitation Account (RMRA):** \$1.5 Billion annually will go to cities and counties for local road improvements. The following are projected annual revenues of RMRA for the Cities and the County of Imperial for FY 2018/2019. *This list of projects for all cities and the county can also be found on the ICTC website at:*
<http://www.imperialctc.org/senate-bill-1/>

The following is a list of projects funded by SB1 for FY 2018-2019.

| Agency | Project |
|-----------------|--|
| Brawley | Rehabilitation of Legion Street from Highway 86 to Evelyn Street |
| Brawley | Street Rehabilitation – Phase 11 |
| Calexico | Cesar Chavez Boulevard Improvement |
| Calexico | De Las Flores Street Improvement |
| Calexico | Second Street Bridge |
| Calipatria | Freeman Street Rehabilitation between Brown and Commercial Avenues |
| El Centro | 2018 Streets Overlay and Rehabilitation Project |
| Holtville | Citywide Pavement Rehabilitation Project |
| Imperial | Storm Drain Installation – Northwest Quadrant of City – Continuing |
| Imperial County | Includes a total of 70 road improvement projects. List can be found on the ICTC website here . |
| Westmorland | North H Street Improvements |
| Westmorland | Street Rehabilitation Program – Phase 2 |
| Caltrans/ICTC | Calexico East Port of Entry Truck Crossing Improvements |
| Caltrans | State Route 111 from State Route 98 to Ross Avenue near Calexico |
| Caltrans | State Route 98 from Rockwood Avenue to east of Cole Road near Calexico |
| Caltrans | Bridges on Interstate 8 and State Route 86, 98, 11 and 186 |
| Caltrans | State Route 86 from I Street to Brandt Road near Brawley |
| Caltrans | State Route 86 south of B Street to Martin Road near Westmorland |

Below are the projected annual revenues beyond FY 2018/2019. *According to CTC staff, all Imperial County cities and the county have completed their project submittals for FY 2018/2019 and are eligible for funding distribution.*

| Agency | RMRA Amount FY 2018-2019 |
|--------------------|-----------------------------|
| Brawley | \$447,168 |
| Calexico | \$679,536 |
| Calipatria | \$127,950 |
| El Centro | \$757,701 |
| Holtville | \$103,871 |
| Imperial | \$309,836 |
| Westmorland | \$38,227 |
| County of Imperial | \$7,748,702 |
| TOTAL | \$10,212,991* |

**City estimate source is from California League of Cities -*
<http://www.californiacityfinance.com/LSR1801.pdf>

- 12) **State Legislation for Transportation Funding – SB 1 2018 Local Partnership Program (LPP):** The 2018 Local Partnership Program is comprised of formulaic program and competitive programs. In FY2017/2018 total amount available statewide is \$200M and distribution is 50/50 for both formulaic and competitive programs. The formulaic program share distributions for the Local Partnership Program were presented at the CTC meeting in December 6-7, 2017. During the meeting the CTC Commission took action and approved the distribution of funds for the formulaic portion, the funding share for Imperial County in FY2017/2018 is \$538,000. For FY2017/2018, no projects were submitted for the formulaic program and funds will be rolled

over to FY2018/2019. Currently, ICTC staff is working with the local agencies to identify projects that will utilize FY2017/2018 and FY2018/2019 funding in the amount of \$1.632 million. Local agencies will need to submit eligible projects by November 12, 2018 to ICTC staff. All eligible projects will be forwarded to CTC for a January 2019 allocation vote.

The following is the link to the 2019 Local Partnership Program guidelines:

http://catc.ca.gov/programs/sb1/lpp/docs/062719+Amended_LPP%20Guidelines.pdf

- 13) **State and Federal funding Obligations:** Beginning October 1, 2018, agencies are allowed to move forward with request for authorization (RFA) for Congestion Mitigation Air Quality (CMAQ), Regional Surface Transportation Program (RSTP) and Active Transportation Program (ATP) programmed in FY 2018/2019.

| FY2018/2019 Project List | | | | | | | |
|--------------------------|---|--------------|-------|-----------------------------|-------------|------------------|---------|
| Agency | Project Name | Funding Type | Phase | Federal Amount in FY2018/19 | Local Match | Total Phase Cost | Status |
| Brawley | Paving of dirt road Wildcat Dr. from S. Western Ave. to S. First St. | CMAQ | CON | \$708,000 | \$92,000 | \$800,000 | Pending |
| Calipatria | Roadway and pedestrian improvements on N. Brown from E. Alamo St. to Delta St. | CMAQ & RSTP | CON | \$958,000 | \$125,000 | \$1,083,000 | Pending |
| El Centro | Imperial Ave. Extension South | RSTP | CON | \$653,000 | \$3,197,000 | \$3,850,000 | Pending |
| Imperial County | Heber Ave. from Hwy 86 to Correll Rd. and S. of Hwy 86 to Fawcett Rd. | EARMARK | CON | \$1,017,000 | \$0 | \$1,017,000 | Pending |
| Imperial County | Conservation easement, access improvements, parking facilities at Desert Museum | EARMARK | CON | \$720,000 | \$0 | \$720,000 | Pending |
| Imperial County | Rio Vista St. in Community of Seeley | CMAQ | CON | \$145,000 | \$19,000 | \$162,000 | Pending |
| Imperial County | Sidewalk improvements on Rio Vista St. in Seeley | CMAQ | CON | \$1,189,000 | \$178,000 | \$1,365,000 | Pending |
| ICTC & Caltrans | Calexico Est POE Truck Crossing Improvement | SB1 TCE | ENG | \$3,000,000 | \$0 | \$3,000,000 | Pending |

| | | | | | | | |
|-------------|---|---------|-----|-----------|----------|-----------|---------|
| SDSU | SDSU Parking lot & ADA access improvements | EARMARK | ENG | \$42,000 | \$0 | \$42,000 | Pending |
| ICOE | Project Ride, Walk, Learn | ATP | CON | \$224,000 | \$0 | \$224,000 | Pending |
| Westmorland | Paving of dirt roads H St. & 8 th St. segments | CMAQ | CON | \$350,000 | \$45,000 | \$395,000 | Pending |

Regional Total FY2018/2019 \$12,658,000

14) **Imperial Transit Park Project:** ICTC obtained funding to complete a bus stop facility in the city of Imperial. The project improvements will include the installation of concrete bus pads, sidewalks, curb returns, pavement, landscaping, a parking lot, bus shelters and various other amenities. The project was awarded to Pyramid Construction for approximately \$1.8 million and construction activities are expected to begin in late August 2018. The city of Imperial had the project groundbreaking ceremony on August 9, 2018. The project has an anticipated construction period of 120 calendar day and is currently underway.

15) **Partnerships with IVEDC:**

a) Southern Border Broadband Consortium (SBBC): ICTC in partnership with IVEDC received a California Advanced Services Regional Consortia Grant award of \$450,000 from their Rural and Regional Consortia program. The grant will cover a 3-year period. ICTC will be the fiscal agent and is working on developing an MOU which will define roles and responsibilities (Audits, Administration and Project Management) for ICTC and IVEDC. Since award, IVEDC staff has been meeting monthly with Consortia members and other webinars toward development of strategies for providing Broadband services for underserved communities. On April 27, 2018, the SBBC held its quarterly meeting highlighting activities by key stakeholders in San Diego and Imperial Valley. *SBBC has been setting up meetings with many agencies and ISPs throughout this quarter. Timothy Kelley and Glenna Barrett have presented at several board meetings in San Diego and Imperial Counties in the past few months. The quarterly meeting was held in El Cajon in April. SBBC have assisted in quite a few grant applications and helped with the ICCEDS. Staff provided an oral update at the Commission meeting on August 22, 2018.*

b) The Brawley Transit Corridor Brownfield Assessment: ICTC in partnership with IVEDC received a U.S. Environmental Protection Agency (EPA) Brownfields Communitywide Assessment Grant award of \$300,000 from the Environmental Protection Agency’s Brownfields Assessment Program. This assessment will be focused along the transit circulator route within the 13 mile Imperial Valley Transit’s (IVTs) Brawley Gold Line Transit Route and the Brawley Transit Center that serves as the IVTs North Imperial County transfer terminal. The commercial corridors in the target assessment area include over 100 known commercial properties and suspected historical gas station sites with known or suspected underground tanks in the target area. ICTC will be the fiscal agent and has developed an MOU which will define roles and responsibilities (Audits, Administration and Project Management) or ICTC and IVEDC. *SCS Engineers has initiated early Tasks that include the Quality Assurance Project Plan (QAPP) and project management plan as required by EPA. The Steering Committee consisting agency partners is planned to meet in late August. The draft QAPP is nearing completion. The first community outreach meeting was in September 2018.*

16) **LTA Bond Series 2018A 2018B 2018C:** The LTA Board took action on June 27, 2018 for the cities of Calipatria, Calexico and Holtville to pursue a new series of LTA bonding. *The 2018ABC series totals \$16,765,000 which includes \$12,375,000 for Calexico, \$1,450,000 for Calipatria and \$2,940,000 for Holtville. The Purchase Contract was executed on September 13th and Official Statement was circulated for signature on September 20th. The Bond closed on September 26, 2018.*

- 17) **California HERO Program:** The California Hero Program was launched in April 2014 in Imperial County with ICTC as the administering agency. A copy of the program activity report up to September 2018 is attached for your review.
- 18) **State Route 86 (Northbound) Border Patrol Checkpoint:** In August 2017 following a year of coordination, Caltrans, the County of Imperial and ICTC met with CBP management and operations staff achieved consensus for a new conceptual alternative prepared by Caltrans. The LTA Board met on September 27, 2017, staff presented the Board with a fund request for \$1.3 million from the 5% Regional Highway Set-Aside from the Measure D allocations. The request was approved. Staff met with Caltrans and CBP on December 20, 2017 at the ICTC to finalize agreements and discuss next steps. A meeting was held on February 13, 2018 with CBP, Caltrans, County of Imperial and ICTC at the ICTC offices. The project team proposes to design and construct two lanes for primary inspection, a newly constructed canopy placed over State Route 86, and two lanes of secondary inspection to use during peak periods. A Consultant Agreement with AECOM for design and construction engineering was approved by the LTA on February 28, 2018. *Currently design is underway by the consultant. The Consultant has completed 15% of the conceptual design. The consultant team and project stakeholders met on May 8, 2018. All stakeholders provided good input to the consultant team towards development of 35% design plans. Drafts of 35% plans are scheduled for completion in October 2018.*
- 19) **Community of Niland Bus Stop Bench and Shelter Request:** The ICTC submitted a formal request to the California Department of Transportation (Caltrans) District 11 requesting their assistance in identifying a location for a bus stop bench and shelter in the Community of Niland along State Route 111 (SR-111). *The shelter has been installed in an existing parking lot on the east side of SR-111.*
- 20) **2018 ICTC Bus Stop Bench and Shelter Inventory:** The Project Consultant team Kimley Horn and Associates, and Agency Stakeholders from ICTC, Brawley, Calexico, El Centro and Imperial met on January 31, 2018 to review and discuss the current status of the ICTC Bus Stop Inventory, Signage Replacement and Technology Assessment Project. The items reviewed included the consultant prepared Bus Stop Inventory, Asset Condition Report, ADA Assessment Report, Bus Stop Usage Priority List and Bus Stop Signage installation parameters and requirements. *ICTC and member agency staff have worked together to complete the priority list for implementation and pursuit of funding. Bus stop signage specifications with specific route information are being finalized.*
- 21) **Preparation of FTIP 2019:** The 2019 Federal Transportation Improvement Program (FTIP) Guidelines have been prepared to facilitate the work of the County Transportation Commissions (CTCs) (Imperial, Los Angeles, Orange, Riverside, San Bernardino and Ventura Counties), transit operators, and the State of California Department of Transportation Caltrans) in development of county Transportation Improvement Programs (TIPs) for inclusion in the Southern California Association of Governments (SCAG) 2019 FTIP. These Guidelines assist in the development of the county TIPs that fulfill the legal, administrative and technical requirements prescribed by the law and which minimizes duplicate efforts by the CTCs, Caltrans, SCAG and/or other agencies. *The ICTC Board approved the resolution in February and was submitted to SCAG to proceed with project analysis. FTIP approval is scheduled for December 2018.*
- 22) **2018 Short Range Transit Plan (SRTP):** ICTC staff developed a Request for Proposals (RFP) that was released on September 1, 2017 to complete an update to the 2011 Short Range Transit Plan (SRTP). This is a planning document that identifies transit services and capital improvements over the next three to five year period, with expected available resources. The bilingual public participation and outreach component has concluded. *The consultant team is currently reviewing and analyzing data; and preparing a list of proposed service improvements to evaluate and prioritize recommendations for service changes and additions. A public comment period on the draft document is being scheduled. It is anticipated that the consultant will present the final draft to the Commission at the November meeting.*
- 23) **Funding for Phase II of the Calexico West Port of Entry:** As previously noted, Congress authorized \$98 million for Phase 1. The U.S. General Services Administration (GSA) began construction for Phase 1 in December 2015 with completion now scheduled for July 2018. *\$275 million for Phase 2 has been identified in the President's budget for FY 2018/2019 and is pending Congressional approval.*

24) **I-8 / Imperial Avenue Interchange Reconstruction:** ICTC staff submitted the 2018 State Transportation Improvement Plan to the CTC on December 15, 2017. Caltrans is working to complete the right-of-way acquisition, utility relocation and final design. As presented to the CTC, the current schedule to begin construction is in FY 2019/2020. Mr. Baza presented the STIP recommendations to the CTC at the STIP Hearing on January 25, 2018. The 2018 STIP was adopted by CTC at the March 2018 meeting. *ICTC staff will work with Caltrans and City of El Centro staff to coordinate a meeting to discuss the project schedule of the interchange and the Imperial Avenue Extension South projects.*

25) **Active Transportation Program (ATP) Augmentation Planning Grant Opportunity:** As a part of Senate Bill (SB) 1, the 2017 Active Transportation Program (ATP) Augmentation is funded from the approximately \$200 million allocated from the Road Maintenance and Rehabilitation Account to the ATP in fiscal years 2017-18 and 2018-19. The Road Maintenance and Rehabilitation Account funds are state funds. The CTC has announced ATP Cycle 4 Call for Projects at the state level. The Cycle 4 Call for Projects is expected to include about \$440M in ATP funding made up of Federal funding and State SB1 and State Highway Account (SHA) funding. The funding/programming years are expected to include 19/20, 20/21, 21/22 and 22/23 funding years. Applications were due on July 31, 2018. For more information refer to the Caltrans ATP page: <http://www.dot.ca.gov/hq/LocalPrograms/atp/cycle-4.html>

2018 Cycle 4 ATP applications for Imperial County include the following applications:

| Agency | Project | ATP Amount | Non-ATP Amount |
|--------------------|--|-------------|----------------|
| Imperial County | Orchard Road Bike Lane from I-8 to Holtville City Limits | \$1,719,000 | \$225,000 |
| Imperial County | Sidewalk Improvements on West Side Heber Ave. from 10th St. to Fawcett Rd. | \$923,000 | \$122,000 |
| Imperial County | Sidewalk Improvements on Heffernan Ave. from 14th St. to 10th St. | \$642,000 | \$85,000 |
| Imperial County | Sidewalk Improvements on Heffernan Ave. from 11th St. to 6th St. | \$1,311,000 | \$172,000 |
| City of Calipatria | City of Calipatria Non-motorized Community Safety Project | \$4,517,000 | \$46,000 |

26) **SCAG’s Sustainability Grant Program – Imperial County Regional Climate Action Plan:** ICTC was awarded a SCAG Sustainable Planning Grant to develop a Regional Climate Action Plan. ICTC staff will work in collaboration with SCAG staff to develop and release a request for proposal to select a consultant that will develop the Regional Climate Action Plan. ICTC will serve as the day to day project manager and SCAG staff will serve as the administrative project manager. The goal of the project is to develop a regional framework for addressing Green House Gas (GHG) emissions for a Regional Climate Action Plan that allows each local agency to customize and fit into the context of the community each jurisdiction serves, that can be used at the local level in the development of jurisdiction – specific Climate Action Plans (CAPs). *ICTC has completed the scope of work language in collaboration with SCAG staff and plans to release a request for proposal in fall 2018.*

26) **Westshores Transit Opportunities:** Westshores Transit Opportunities: As part of the Short Range Transit Plan, ICTC has explored connection opportunities with Sunline Transit who serves the Coachella Valley region. ICTC and Sunline Transit have discussed pursuing grant opportunities for interregional transit services to/from Westshores and Coachella. ICTC and Sunline Transit continue to have regular dialogue about the potential opportunities most recently engaging in discussions in September 2018.

27) **California-Baja California Binational Region:** A Fresh Look at Impacts of Border Delays: Building upon previous Caltrans, SANDAG, and ICTC studies, this project will refine the economic models developed to assess economic impacts of delays at the land ports of entry (POEs) between the San Diego and Imperial Counties region and Baja California, Mexico, on the border region economies. It will also estimate greenhouse gas (GHG) emissions of passenger and commercial vehicles due to northbound and southbound border delays at the six California POEs, and propose strategies to reduce GHG emissions at the border region. Lastly,

extensive outreach to government agencies, local border communities, and private sector stakeholders was conducted. The study is scheduled to be completed in 2019.

28) **Meetings attended on behalf of ICTC:**

- August 23, 2018 – Westmorland Community Workshop in Westmorland
- August 28, 2018 – Groundbreaking for Cesar Chavez Blvd. in Calexico
- August 30, 2018 – ICTC Border Presentation at the Women in Transportation (WTS) Meeting in San Diego
- September 7, 2018 – IVC Faculty Tour of Border area and Imperial Valley
- September 11, 2018 – ICTC Commission Special Meeting at the ICTC Offices
- September 13, 2018 – Southern California Local Assistance Management (SCLAM) Meeting at the Caltrans District 11 Offices (attended by staff)
- September 20-21, 2018 – California Academy for Regional Leaders (CARL) Program in Sacramento (attended by staff)
- September 20, 2018 – WTS San Diego 25th Annual Awards and Scholarship Gala in San Diego
- September 21, 2018 – County Transportation Commission / SCAG CEO's and Regional CEO's Meeting in Los Angeles
- September 21, 2018 – Mobility 21 Advisory Board Meeting in Los Angeles
- September 25, 2018 – CALCOG CDAC Meeting in Sacramento
- September 26, 2018 – ICTC Management Committee and Commission Meetings
- September 28, 2018 – SANDAG Borders Committee meeting in San Diego
- October 4, 2018 – SCAG Regional Council Meeting in Los Angeles



California HERO Activity Report
Imperial County Transportation Commission
 Launch Date through September 30, 2018

Program Activity through September 30, 2018

| Member | Launch Date | Eligible Housing Units * | Total Applications Received | Applications Approved | Approved Amount | Funded Projects | Funded Amount | Jobs Created*** | Type of Projects | | | Solar kW Installed | Annual kWh Saved | Annual CO2 Reduced (Tons) |
|--------------------------------|-------------|--------------------------|-----------------------------|-----------------------|----------------------|-----------------|----------------------|-----------------|------------------|-----------|------------|--------------------|------------------|---------------------------|
| | | | | | | | | | Energy | Water | Renewable | | | |
| Brawley | 5/23/2014 | 5,762 | 325 | 195 | \$5,325,337 | 106 | \$1,432,200 | 13 | 121 | 0 | 39 | 97 | 1,094,838 | 284 |
| Calexico | 3/24/2015 | 7,439 | 703 | 399 | \$12,952,480 | 237 | \$3,061,191 | 28 | 227 | 4 | 98 | 250 | 2,711,235 | 694 |
| Calipatria | 3/24/2015 | 764 | 11 | 5 | \$134,632 | 5 | \$61,615 | 1 | 6 | 0 | 0 | 0 | 49,993 | 12 |
| El Centro | 5/23/2014 | 9,374 | 550 | 355 | \$10,773,877 | 193 | \$2,625,828 | 24 | 205 | 8 | 62 | 174 | 2,089,453 | 537 |
| Holtville | 3/24/2015 | 1,284 | 70 | 48 | \$1,277,602 | 25 | \$319,008 | 3 | 23 | 0 | 10 | 18 | 222,189 | 58 |
| Imperial | 6/10/2015 | 5,207 | 235 | 173 | \$5,873,644 | 97 | \$1,546,309 | 14 | 94 | 14 | 47 | 133 | 1,077,998 | 280 |
| Westmoreland | | | | | | | | | Inactive | | | | | |
| Imperial County Unincorporated | 11/14/2014 | 10,119 | 282 | 166 | \$5,387,646 | 92 | \$1,331,398 | 12 | 98 | 3 | 30 | 75 | 955,961 | 245 |
| Total | | 39,949 | 2,176 | 1,341 | \$ 41,725,217 | 755 | \$ 10,377,550 | 93 | 774 | 29 | 286 | 747 | 8,201,666 | 2,110 |

** Participation rate based off of funded projects

*** 1 job for every \$117,000 invested.



SOUTHERN CALIFORNIA ASSOCIATION OF GOVERNMENTS
900 Wilshire Blvd., Ste. 1700, Los Angeles, CA 90017
T: (213) 236-1800 www.scag.ca.gov

Memorandum

Date: October 10th, 2018
To: ICTC Management Committee Meeting
From: David Salgado, Regional Affairs Officer (RAO)
Re: **Southern California Association of Government's Report**

The following is a summary of the SCAG Executive Director's Report and/or Federal and State Legislature Staff Report for the Imperial County Transportation Commission Management Committee Meeting October 10th, 2018.

- 1. SCAG Executive Director:** On Thursday October 4th, 2018 the SCAG Regional Council took a number of actions pertaining to the SCAG Executive Director Position. The first action taken approved the resignation of Hasan Ikhata. The board also took action to appoint Darin Chidsey, former Chief Operating Officer, as the Interim Executive Director effective Monday October 8th. To assist with the transition Hasan Ikhata will serve as Special Advisor to the Interim Executive Director through November 30th. SCAG President Alan Wapner will be establishing an ad hoc committee comprised of SCAG board officers to select and retain an executive search firm within 30 days for the permanent employment of a new Executive Director.
- 2. 9th Annual Southern California Economic Summit:** SCAG's 9th Annual Economic Summit will be held Thursday December 6th at the L.A. Hotel in downtown Los Angeles. ALL ELECTED OFFICIALS and City Managers are provided complimentary registrations. The summit will begin at 8:00am. Further details will be provided as the agenda is formalized. Please mark your calendars and feel free to reach out to Imperial County RAO David Salgado with any questions.
- 3. SCAG Go Human Campaign:** SCAG is entering the 3rd year of the GO-Human Marketing and Advertising Safety and Encouragement Campaign which has been implemented throughout the 6 county SCAG region. We've had great participation and engagement in Imperial County and would like to build upon the success. The new round of advertising will integrate Vision Zero and new messaging developed from gathered from direct feedback. The campaign will run through the month of May to coincide with "National Bike Month" and during July and August to

promote safe walking and biking during “back to school.” If any agencies would like to participate and partner with SCAG to promote GO Human, please reach out to SCAG Regional Affairs Officer (RAO) David Salgado or Assistant Regional Planner Julia Lippe-Klein (213) 236-1856.

4. **WALKTOBER:** October is a month to celebrate and encourage walking and bicycling. October 10th is National Walk to School Day and we’re hoping to encourage as many walking events in the region as possible. Many schools will be taking part in the event. For any assistance with planning for events please feel free to contact David Salgado at salgado@scag.ca.gov.
5. **2020-2045 Regional Transportation Plan/Sustainable Communities Strategy (RTP-SCS) –** SCAG is actively continuing its outreach efforts as it pertains to the local input PROCESS for the RTP-SCS. SCAG’s Director of Planning, Kome Ajise, will be in Imperial County on October 10th to discuss with City Managers the upcoming RTP-SCS and Regional Housing Needs Process (RHNA) and answer any questions. **As a part of the RTP-SCS development all local jurisdictions and Caltrans need to work closely with the local CTC’s in order to get all project updates incorporated into the 2020-2045 plan.** This will ensure all of the projects in the plan are most current and up to date.
6. **Regional Housing Needs Assessment (RHNA) Working Group:** As a part of the upcoming RHNA Cycle SCAG President Alan Wapner has appointed 2 elected officials from each SCAG county to participate in the SCAG RHNA Working Group. The group will meet periodically to ensure participation from each county throughout the RHNA development process. Imperial Counties representative is City of Holtville Councilman, ICTC Commissioner, and SCAG Regional Council and Policy Committee Member Jim Predmore with Councilman Bill Hodge as the alternate. Please feel free to contact SCAG RAO David Salgado with any questions regarding RHNA or reach out to your local delegate to carry any concerns to the presidents sub-committee. We appreciate everyone’s responsiveness to requests to provide the most accurate and current information for the RHNA process.
7. **SCAG Policy Committee Appointments:** At the April 5th, 2018 Regional Council Policy Committee meetings Imperial County Supervisor and Regional Council Member Luis Plancarte was appointed as the Vice-Chair of the Energy and Environment Committee (EEC). El Centro Mayor and SCAG Past President Cheryl Viegas-Walker was appointed as the Vice Chair of the Transportation Committee (TC) Vice-Chair.

8. **SCAG Downtown Los Angeles Relocation:** SCAG relocated to the new Downtown Headquarters located at The Wilshire Grand Center. The new address is 900 Wilshire Boulevard, 17th Floor, Los Angeles, CA 90017. The building is a brand new LEED Certified Class A Building and provides for a more advanced space for SCAG to grow into. The new space will also have improved spaces for SCAG's regular public meetings and workshops.
9. **SCAG 2017 Local Profiles:** 2017 Final Local Profiles are posted on the SCAG website and readily available. Hard copies may be provided upon request. Questions can be directed to Ping Chang or Mike Gainor at SCAG.
10. **2017 SCAG Presidents Strategic Plan (PSP) Update:** SCAG has convened a strategic planning committee composed of executive management, leadership, and staff in order to develop and update SCAG's Strategic Planning Document. The new SCAG Strategic Plan was adopted as one of the first items of the new year at the February 2018 Regional Council Meeting. The Strategic Plan has not been updated since 2009 and provides a framework for the agencies work Plan and continued success. Imperial County RAO David Salgado participated on the PSP Committee.
11. **2016 RTP/SCS FINAL APPROVAL** – On April 7, 2016, SCAG's Regional Council adopted the 2016 RTP/SCS, a long range visioning plan that balances future mobility and housing needs with economic, environmental and public health goals. The Plan charts a course for closely integrating land use and transportation – so that the region can grow smartly and sustainably. It outlines more than \$556.5 billion in transportation system investments through 2040. The Plan was prepared through a collaborative, continuous, and comprehensive process with input from local governments, county transportation commissions, tribal governments, non-profit organizations, businesses and local stakeholders within the counties of Imperial, Los Angeles, Orange, Riverside, San Bernardino and Ventura.

The 2016 RTP/SCS is available for download by chapter or as one file. Please note that some files are large and may take longer to download depending on individual connection speeds. We strongly recommend that you first download it onto your computer before opening the file. All files are in Adobe Acrobat PDF format. The executive summary is available upon request.



Date: October 5, 2018
To: ICTC Management Committee
From: Cory Binns, Caltrans District 11, District Director
Re: **District Director's Report**

The following is the California Department of Transportation, District II report for the Imperial County Transportation Commission (ICTC) Management Committee meeting of October 10, 2018:

1. Project Updates:

Please see maps at end of report for project level detail.

2. Construction:

Interstate 8 (I-8) Continuously Reinforced Concrete Pavement Project (CRCP)

I-8 CRCP Project was divided into five segments with segments 1-3 being complete. The entire project is scheduled for completion in 2019.

Segment 4: This segment is divided into two sections located near El Centro from west of I-8/SR-111 separation to just west of Anderholt Road overcrossing and from east of the East Highline Canal Bridge to west of the I-8/SR-98 separation. This segment began construction on July 10, 2017. *Section One was fully open to traffic on September 28, 2018 and will have some minor work using temporary lane closures until the end of October 2018. On Section Two, westbound traffic was shifted onto Evan Hewes Highway on August 6, 2018 which will remain through the end of 2019.*

Segment 5: Located near Winterhaven from west of Ogilby Road overcrossing to west of the I-8/SR-186 separation. This seven-mile segment began construction the week of June 12, 2017. All lanes are opened (with minor *temporary* closures), and *work is expected to be completed by the end of October*. This project is expected to be completed *ten months* ahead of schedule.

Construction (continued):

SR-86/Heber Pedestrian Improvements

This project will construct sidewalks and a bus shelter. Construction on Phase 1 and 2 is complete. *Phase 3 started on October 3, 2018 and will be complete by the end of the month.*

3. Traffic Operations:

SR-86/Customs & Border Protection Checkpoint Expansion

Caltrans recently provided a design alternative with cost estimate to ICTC. The design will allow for two lanes for use by CBP under a newly constructed canopy to be placed over SR-86, and two lanes of secondary inspection during peak periods, which should reduce or eliminate queuing of traffic during these time periods. This was approved by the Commission in late 2017.

There was a delay during the Summer 2018, and the estimated 35% design completion is behind schedule. It is anticipated that these plans will be finalized in October 2018, and a meeting scheduled soon after to review.

SR-98/Birch Street

Caltrans Highway Operations has placed the order for two new speed feedback signs, and is waiting for a delivery date from the manufacturer. A new Traffic Investigative Report (TIR) was generated to update existing school zone signs, pavement markings and to provide two rectangular rapid flashing beacons at the C.N. Perry Avenue pedestrian crossing. *It is expected that the installation will be complete in January 2019.*

All American Canal Bridge/SR-186

The BOR has requested that Caltrans investigate constructing a separate structure over the All American Canal. Caltrans has agreed to do a Feasibility Study to look at options. *On September 25, 2018 a meeting to review proposed alternatives was held with several of the agencies. A draft of the Feasibility Study should be out for review in either late October or early November.*

4. Planning:

Calexico Traffic Management Plan

Caltrans has been awarded a grant from the Federal Highways Administration (FHWA) State Planning & Research funds, with an 80/20 in-kind match by the Imperial County Transportation Commission (ICTC) to fund a \$100,000 Traffic Management Plan (TMP) for access to the Calexico West Port of Entry (POE). *A Public Outreach Contract was also awarded which provided an additional \$60,000 for public involvement, workshops and communication strategies.*

Planning (continued):

This effort has a two-tier approach. Tier one has addressed access for opening day traffic conditions. Tier two will provide further analysis and recommendations for potential traffic shifts for the 60-90 day period beyond opening day conditions.

The Calexico West POE Expansion (Phase 1) is complete. The POE Expansion requires the City of Calexico to widen and improve Cesar Chavez Boulevard which will serve as future access to the POE. The City of Calexico recently held a groundbreaking ceremony, and construction has begun. It is anticipated that construction on Cesar Chavez Boulevard will be complete in Spring 2019.

The next portion of the TMP will focus on Tier two, which will analyze traffic circulation patterns as a result of the traffic shifts, and make recommendations for improvements in the 60-90 day period post opening day conditions.

Grants Underway:

A Fresh Look at Impacts of Border Delays at CA/BC POEs

In May 2016, the San Diego Association of Governments received two Caltrans grants for a total of \$670,000 to study the Effects of Border Wait Times on the Economy and Air Quality/Climate Change Emissions. This is a cooperative effort between SANDAG, ICTC and Caltrans under contract with HDR.

Recent Activities:

Work on the Economic portion of the grant will continue until December 31, 2018.

5. Senate Bill 1 Projects:

Caltrans is currently working on three projects in Imperial County as a result of funding received through SBI. Those projects are as follows:

- *SR-86 Pavement Improvement Project - Construction began July 9, and is expected to be completed by November 2018*
- *SR-111 & SR-98 Pavement Overlay - Construction expected began on September 17, 2018*
- *I-8, SR-86, SR-98, SR-111, SR-186 Bridges Project - Construction began September 2018*

6. Local Assistance:

Inactive Projects:

Inactive and future inactive invoices should be billed within the specified and agreed upon timeframe to avoid a unilateral deobligation of funds.

As of September 27, 2018, the Inactive and Future Inactive list was updated. Action is required by the following agencies: Calexico, El Centro, Holtville, Imperial, and Imperial County. The next deadline to submit Inactive and Future Inactive invoices will be by October 20, 2018 to District II.

Note: An invoice is not cleared off the inactive or future inactive until it has been paid by the State Controller's Office.

A complete list of inactive projects can be found at the link provided below.

<http://www.dot.ca.gov/hq/LocalPrograms/Inactiveprojects.htm>

Mandatory Requirements

Cooperative Work Agreements (CWA)-Cycle 16:

Government Code Section 16304.3 authorizes the Department of Finance (DOF) to extend state budget authority on all Local Assistance funding from six years to a maximum of eight years from the original year of appropriation upon DOF approval. Thus, for those agencies that are on the CWA Cycle 16 list, it is mandatory that the agency apply for an extension for your projects that an encumbrance will not be fully reimbursed or closed out by December 31, 2018.

The lapsing website shows those projects with unspent federal and/or state funding on June 30, 2019. A notification letter was sent to each agency.

All CWA extensions must be submitted via an excel spreadsheet by October 19, 2018 at 5:00 p.m. via electronic and hard copy to District II CWA Liaison, Debora Ledesma-Ribera, indicating what course of action will be taken for each project on the Cycle 16 list. No late submittals will be accepted. An electronic copy of the list of projects is available at:

<http://www.dot.ca.gov/hq/LocalPrograms/CWA/cwa.htm>

The excel spreadsheet may be signed by a project manager. If the agency opts out of submitting the CWA request, the agency must indicate "NO CWA" on the excel spreadsheet along with a signature. If you have questions, please contact Debora Ledesma-Ribera at (619) 278-3766 or via email at Debora.Ledesma-Ribera@dot.ca.gov

Local Assistance (continued):

Please note: There is no appeal process for CWA requests denied by DOF. April 1, 2019 is the deadline for local agencies to submit all final invoices for funds that will lapse on June 30, 2019.

DBE Methodology Update

For all federal contracts (consultant and construction) that will be advertised or authorized on October 1, 2018 or thereafter, local agencies must use the updated Exhibit 9-D template to calculate Disadvantaged Business Enterprise (DBE) goals.

Download Updated Exhibit 9-D

Background: On July 31, 2018, Caltrans submitted the Proposed Overall DBE Goal and Methodology of 17.6 percent for 2018-19 through 2020-21 to the Federal Highway Administration, and California must make efforts to achieve this target on all DBE commitments effective October 1, 2018. Updates to the DBE contract goal methodology now require federal local assistance contracts to base goals on a 7 DBEs available per sub-contractable task and factoring the total DBE work made available by 80 percent. Supply and trucking component calculations remain unchanged at 12 percent and 10 percent, respectively, for all tasks that are not determined to be sub-contractable. The latest Local Assistance Procedures Manual (LAPM) forms can be found on our [LAPM Forms Page](http://www.dot.ca.gov/hq/LocalPrograms/lam/forms/lapmforms.htm): <http://www.dot.ca.gov/hq/LocalPrograms/lam/forms/lapmforms.htm>

Division of Local Assistance Listserver Email Subscription

Sign up for a Division of Local Assistance “Listserver” to receive significant updates or additions to Local Assistance webpages, including changes to the *Local Assistance Procedures Manual* (LAPM) and Local Assistance Program Guidelines (LAPG), new Office Bulletins and Local Programs Procedures, as well as Calls for Projects.

<http://lists.dot.ca.gov/mailman/listinfo/dla-website-updates-announce>

Highway Bridge Program (HBP) Update

HBP October Survey notification was sent to the agencies on August 23, 2018. The deadline to submit to the District was on September 14, 2018. HBP backup list will be available in late October 2018.

HBP Project Programming Prioritization Policy Update

Office Bulletin (OB) 18-02 announces new policy for the HBP regarding new project application processing. See the link below for more information: <http://www.localassistanceblog.com/2018/06/19/policy-update-ob-18-02-hbp-project-programming-prioritization-policy/>

Local Assistance (continued):

Division of Local Assistance Blog (LAB)

The Caltrans Local Assistance Blog (LAB) provides clarity on issues and contributes to the successful delivery of transportation projects using federal resources. Categories covered by the LAB are: Subsidized Classes for Local Agencies, Policy/Procedures, Program Guidelines, Training, Environmental, and Right of Way.

<http://www.localassistanceblog.com>

Reminder: Local Assistance Customer Service Survey

This pilot program supports a Caltrans Strategic Management Plan Goal: Organizational Excellence. An external survey ranked Local Assistance as the Division of Caltrans that external agencies interact with most on a regular basis. HQ-Division of Local Assistance and District Offices will recognize employees who go “above and beyond,” document best practices and identify needed training.

So, how did we do? Help us serve you better! The Caltrans Local Assistance Customer Service Survey can be found at the link provided below.

<https://www.surveymonkey.com/r/CTLocalAssistanceFeedback>

Training

For questions or to register for any training, you may contact Local Assistance Training Coordinator, Alma Sanchez at (619)278-3735 or via email at: Alma.Sanchez@dot.ca.gov.

March 26 – 29, 2019, San Diego, District 11 – Resident Engineer Academy

The R.E. Academy is the core training in the state and federal regulations for Local Agency Resident Engineers. The Academy, partially subsidized by Caltrans, is ideal for both seasoned and newly-hired R.E.'s. The four-day course provides practical, hands-on training for Resident Engineers. The subject matter experts and instructors use a real-life approach to deliver information utilizing examples, problem-solving activities, and exercises. The Resident Engineers Academy also provides a unique learning environment designed to promote networking.

Specifically, participants will learn how to efficiently manage a project from beginning to completion in compliance with state and federal regulations. The Resident Engineers Academy is intended for resident engineers, structure representatives, construction inspectors, field office engineers, material and plant inspectors, or any others that have direct involvement in a construction project.

Local Assistance (continued):

For State and Local Participants the fee is \$360. The cost for all other parties is \$560. The link to register is below:

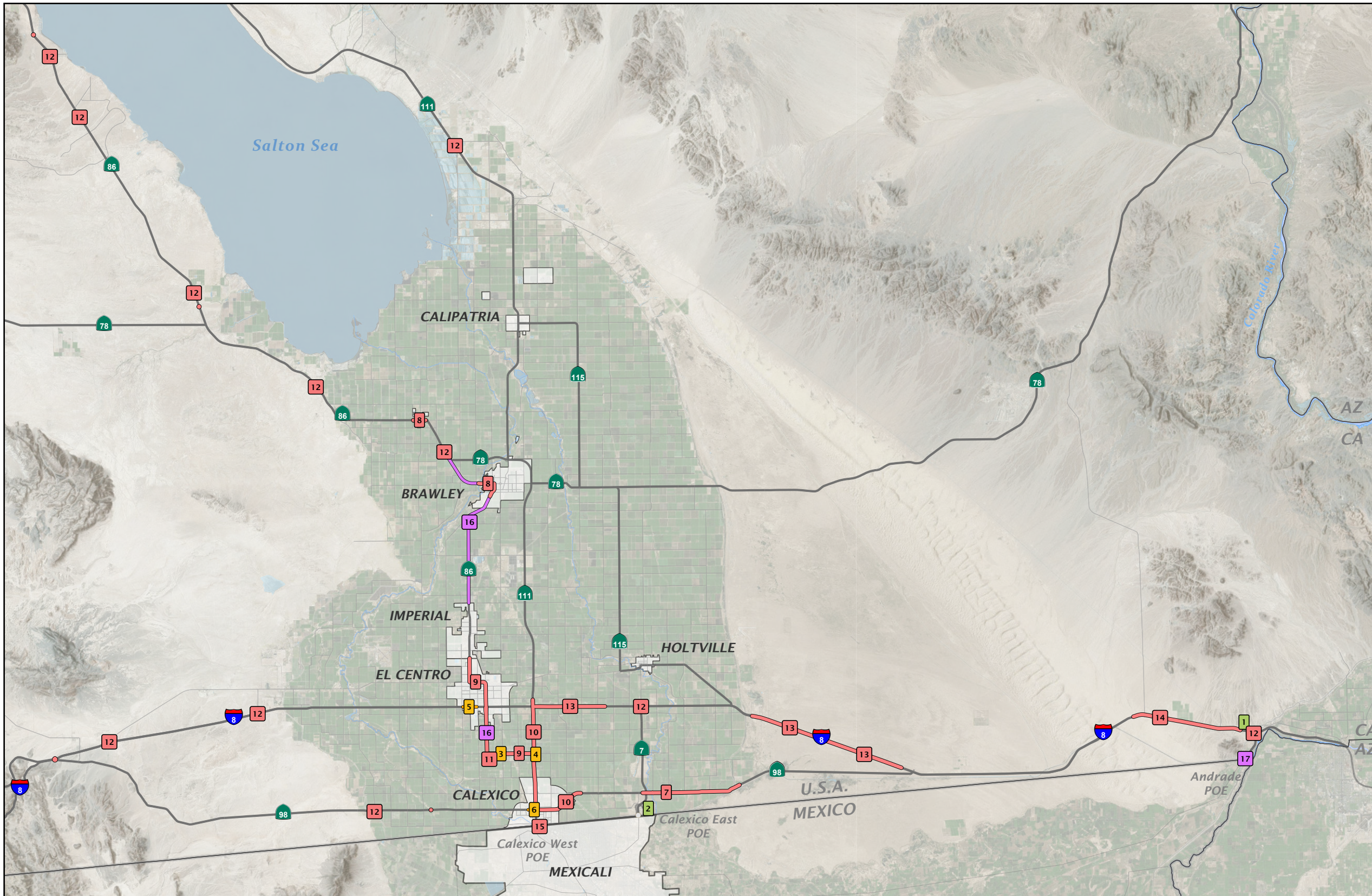
<http://www.localassistanceblog.com/2018/09/18/resident-engineers-academy-2018-19-schedule/pla>

See attached Resident Engineer flyer for more information.


Subsidized Classes for Local Agencies

The California Local Technical Assistance Program is a jointly funded effort between FHWA and Caltrans to provide local governments with training, information, technology and direct assistance to help improve transportation infrastructure. Upcoming courses are listed at this link:

registration.techtransfer.berkeley.edu/wconnect/ShowSchedule.awp?&Mode=GROUP&Group=:FULL&Title=Complete+Listing







ENVIRONMENTAL

1. SR-186/I-8 Interchange Improvements
2. SR-7 All American Canal Bridge Widening 

DESIGN

3. SR-86/Dogwood Road Intersection Improvements*
Design Complete Fall 2018
4. SR-86/SR-111 Intersection Improvements*
Design Complete Fall 2018
5. I-8/Imperial Ave Interchange Improvements
Design Complete Summer 2019
6. SR-98 Widening Phase 1C
Ollie Ave to Rockwood Ave
Design Complete Summer 2019 
7. SR-98 Pavement Rehabilitation
Design Complete Spring 2020

CONSTRUCTION


8. SR-86 Pavement Rehabilitation
Construction Start Spring 2018 
9. SR-86 Pavement Rehabilitation
Construction Start Spring 2019
10. SR-111/SR-98 Pavement Rehabilitation
Construction Start Summer 2018 
11. SR-86/"Heber Ave" Sidewalk, Transit,
& ADA Improvements Phase 3*
Construction Start Fall 2018 
12. Routes 8, 86, 98, 111, and 186 Bridges
Construction Start Fall 2018 
13. I-8 Pavement Rehabilitation at Various Locations
Construction Complete Fall 2019
14. I-8 Pavement Rehabilitation at Ogilby Rd to SR-186
Construction Complete Summer 2018
15. SR-111 Calexico West - GSA POE Reconfiguration*
Construction Complete Summer 2018

RELINQUISHMENT

16. SR-86 Relinquishment From SR-78 to SR-111
Senate Bill 788 Approved Fall 2013
17. SR-186 Relinquishment 500 Feet
from Border to GSA*
Complete Summer 2018



- Environmental
- Design
- Construction
- Relinquishment



 :Project funded by Senate Bill 1

Abbreviations:

GSA: General Services Administration

27: Port of Entry

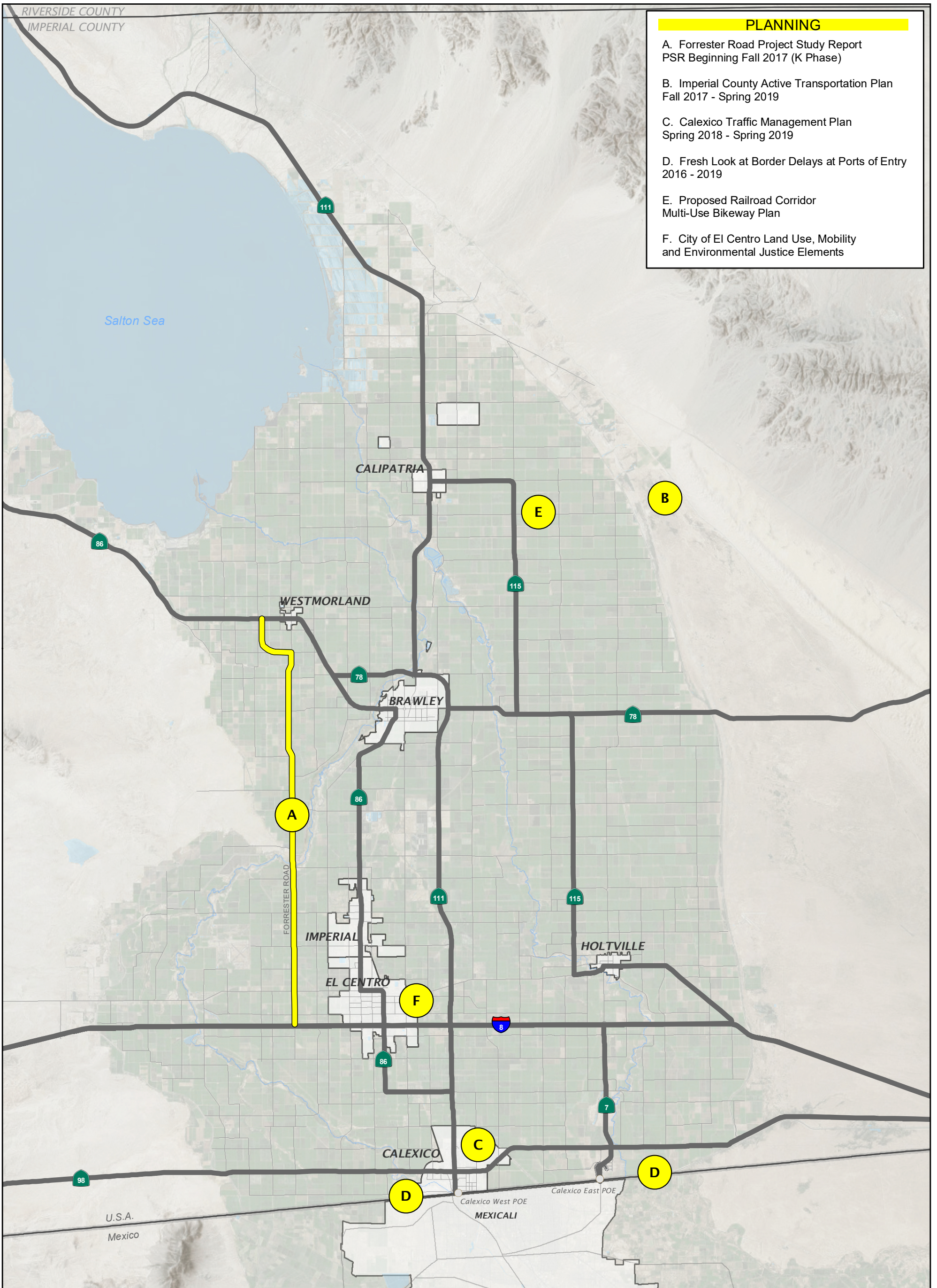
Portions of this map contain geographic information copyrighted by the Imperial County GIS program. All rights reserved. The data provided is "as is" without warranty of any kind.

Date:10/04/2018


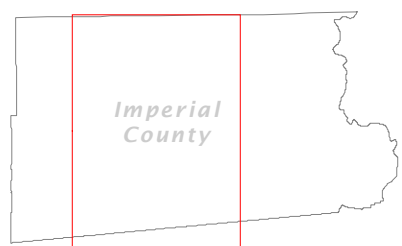
* The California Department of Transportation (Caltrans) is a partner in this study/projects, although not the lead agency.



IMPERIAL COUNTY STATUS OF TRANSPORTATION STUDIES AND REPORTS



- PLANNING**
- A. Forrester Road Project Study Report
PSR Beginning Fall 2017 (K Phase)
 - B. Imperial County Active Transportation Plan
Fall 2017 - Spring 2019
 - C. Calexico Traffic Management Plan
Spring 2018 - Spring 2019
 - D. Fresh Look at Border Delays at Ports of Entry
2016 - 2019
 - E. Proposed Railroad Corridor
Multi-Use Bikeway Plan
 - F. City of El Centro Land Use, Mobility
and Environmental Justice Elements



Portions of this map contain geographic information copyrighted by the Imperial County GIS program. All rights reserved. The data provided is "as is" without warranty of any kind.

Date: 10/01/2018

THE RESIDENT ENGINEERS ACADEMY

Core training in state and federal regulations for Local Agency Resident Engineers

The Resident Engineers Academy provides core training in state and federal regulations for Local Agency Resident Engineers. The Academy, partially subsidized by Caltrans, is ideal for both seasoned and newly-hired Resident Engineers.

This four-day course provides practical, hands-on training for Resident Engineers. The subject matter experts and instructors use a real-life approach to deliver information utilizing examples, problem-solving activities, and exercises. The Resident Engineers Academy also provides a unique learning environment designed to promote networking.

Specifically, participants will learn how to efficiently manage a project from beginning to completion in compliance with state and federal regulations. Topics will include:

- Resident Engineer’s Roles and Responsibilities
- Pre-Construction Preparation
- Scope of Work
- Legal Relations and Responsibility to the Public
- Payment
- Control of Work
- Prosecution and Progress
- Contract Change Orders
- Environmental Stewardship, Water Pollution Control, and Public Relations
- Project Completion and Invoicing
- Control of Materials
- Construction Claims and Disputes
- Litigation Awareness
- Labor Compliance
- Disadvantaged Business Enterprise
- Construction Oversight Program



The Resident Engineers Academy is intended for resident engineers, structure representatives, construction inspectors, field office engineers, material and plant inspectors, or any others that have direct involvement in a construction project.

Upcoming Trainings

| | | | |
|------------------------|-------------|---------------|-----------|
| October 23–26, 2018 | District 3 | CSUS-CCE | 8 am–5 pm |
| November 13–16, 2018 | District 5 | Santa Barbara | 8 am–5 pm |
| Jan. 29 – Feb. 1, 2019 | District 12 | Irvine | 8 am–5 pm |
| March 26–29, 2019 | District 11 | San Diego | 8 am–5 pm |
| April 8–12, 2019 | District 4 | San Jose | 8 am–5 pm |
| May/June 2019 | District 6 | Fresno | 8 am–5 pm |

| |
|------------------------------|
| Fees |
| \$360 |
| State and Local Participants |
| \$560 |
| All others |

VI. PRESENTATION CALENDAR

- A. Update on the Bottom-Up Local Input and Environmenting Process for the 2020 RTP/SCS and RHNA.

Update on the Bottom-Up Local Input and Envisioning Process for the 2020 RTP/SCS and RHNA + Future Funding Opportunities

KOME AJISE
Director of Planning
October 2018



2020 RTP/SCS - What's Different this Time?

- More aggressive GHG target (19% vs. 13% in 2016)
- MAP-21/FAST Act performance measures & target setting
- Two New Federal Planning Factors:
 - Improving resiliency and reliability of transportation system & reducing or mitigating stormwater impacts of transportation
 - Enhancing travel and tourism
- More outreach
- Activity-based model implementation
- Coordination with Regional Housing Needs Assessment (RHNA)
- Ever changing and fast paced technology & innovation landscape



RTP/SCS Key Questions: What Kind of Future?



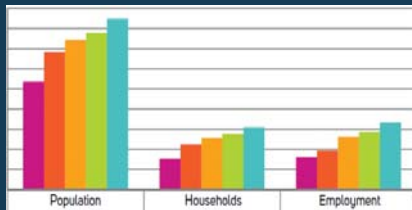
- What type of **transportation network** should we have?
- How should be prioritizing our **limited transportation revenue**?
- How bold should we be in identifying **new revenue sources** or rethinking our current funding structure?
- Where should **new growth** be located?
- How can we best **balance** mobility, public health, natural systems, and economic development?
- What can we **achieve together** that we cannot achieve as individual cities or counties?
- **What do community members view as important for a bright and sustainable future?**



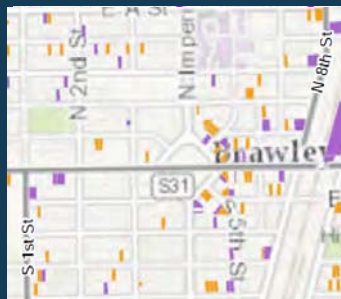
Bottom-Up Local Input and Envisioning Process



Data Package for Local Review and Input



*Current and Future
Population, Households, Employment*



*Existing and Planned Land Use,
Local Transportation Infrastructure,
Resource Areas, Potential Infill
Parcels*

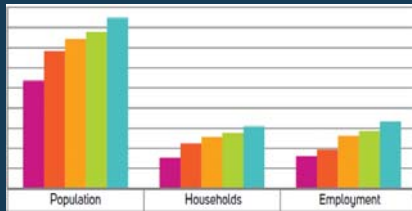


*Sustainability Best Practices,
Transit Supportive Measures*

Bottom-Up Local Input and Envisioning Process



Growth Forecast Methodology



Current and Future
Population, Households, Employment


- SCAG first convened a panel of expert economists and demographers to identify likely regional and county level growth through 2045 (the horizon year of our plan)
- County level growth was then broken down to each jurisdiction based on recent trends and input received from jurisdictions in the previous RTP/SCS
- Anticipated population, households, and employment was then allocated at the neighborhood (e.g. TAZ) level based upon local existing land use and general plan land use

Bottom-Up Local Input and Envisioning Process



Outreach to Date

- 197 Letters and Work Plans Distributed to Local Jurisdictions
- 197 One-on-One Meetings
- 80 Jurisdictions Offered On-Site Technical Assistance
- 21 Subregional Presentations
- 19 Regional and Classroom-Style Trainings
- 1 City Council Study Session



SCAG's Draft Data/Map Books are available at <http://scagrtpscscs.net/Pages/DataMapBooks.aspx>

Home About the Plan Read the Plan Past Plans Resources Ready for 2020

Bottom-Up Local Input and Envisioning Process

In preparation for adoption of Southern California's next Regional Transportation Plan and Sustainable Communities Strategy (RTP/SCS) in spring 2020, SCAG will be engaging with local jurisdictions, subregions, and other stakeholders to inform development of the upcoming Plan. SCAG's Bottom-Up Local Input and Envisioning Process is being conducted to solicit feedback from local jurisdictions on base land use, anticipated population/household/employment growth, resource areas, sustainability practices, and local transit-supportive measures to help decision makers understand how the region will perform under current circumstances in future years.

This information will then be used to develop potential scenarios for the 2020 RTP/SCS, through a structured and collaborative engagement with local jurisdictions, county transportation commissions, a broad range of stakeholder groups, and the general public. Input from jurisdictions on locally anticipated household and population growth will also be used by SCAG as part of the regional housing need determination process with the California Department of Housing and Community Development (HCD).

For ease of review, core data items have been mapped in draft format and assembled in an individual map book for each local jurisdiction (available below). County-level maps showing the first draft of anticipated growth are also accessible for review.

IN THIS SECTION

- Draft Data/Map Books
- Training Materials
- Regional Housing Needs Assessment
- Bottom-Up Local Input & Envisioning Process


Draft Data/Map Books

To request draft high-quality maps and shapefiles of SCAG's Data/Map Book or related materials, please contact RTPLocalInput@scag.ca.gov.

Please note that SCAG's draft data is undergoing refinement based on feedback from local jurisdictions, and material included here is subject to revision; inquiries for official data should be directed to each respective local jurisdiction.

| | |
|-----------------------|---|
| Imperial County | + |
| Los Angeles County | + |
| Orange County | + |
| Riverside County | + |
| San Bernardino County | + |
| Ventura County | + |


Training Materials



On October 31, 2017, SCAG held a regional training on the Bottom-Up Local Input and Envisioning Process to help local jurisdictions and other stakeholders understand how this early stage of data refinement will impact the RTP/SCS and Regional Housing Needs Assessment (RHNA).

[Watch the Video](#)


Regional Housing Needs Assessment



The Regional Housing Needs Assessment (RHNA) is mandated by State Housing Law as part of the periodic process of updating local housing elements of the General Plan.

[View the Factsheet](#)

Bottom-Up Local Input & Envisioning Process



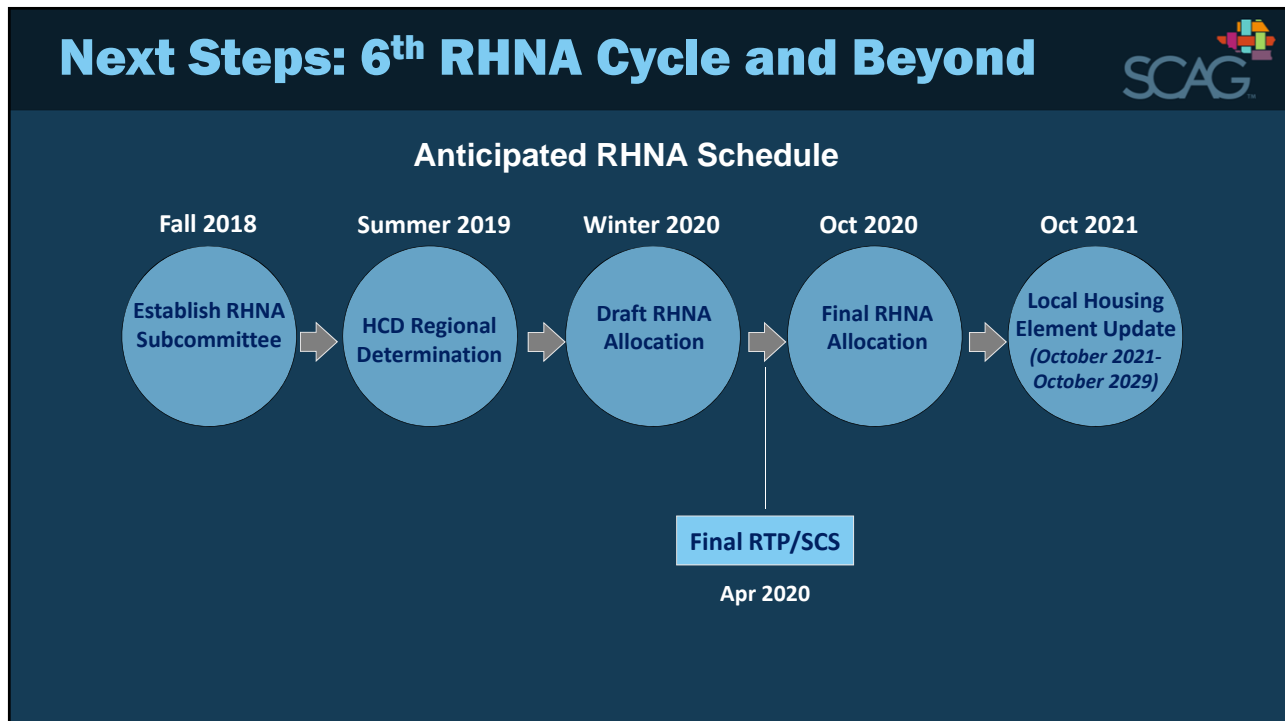
SCAG will engage with jurisdictions one-on-one to establish a regional profile of base land use, population, household and employment growth, resource areas, sustainability practices, and local transit-supportive plans and policies.

[More Information](#)

Deadline to Submit Input to SCAG

October 1st, 2018

For additional information on this process, including a detailed work plan, please contact SCAG staff at RTPLocalInput@scag.ca.gov.



Next Steps: 6th Cycle RHNA



The Next Regional Housing Need Determination is Expected to be Higher!

- Market conditions have changed (less vacancy)
- Recent legislation required additional factors to be considered (AB 1086)
 - Overcrowding
- New legislation may require additional factors (SB 828, AB 1771)

Next Steps: Sustainable Communities Strategy



Planning Director Task Force:

SCAG plans to engage with Planning Directors throughout the region to gain input on growth scenarios, SCS strategies and policies

Public Outreach:

SCAG will be launching public facing outreach activities related to scenario planning and SCS strategy development

More details coming this Fall 2018!

Upcoming Funding Opportunities



Future Communities Pilot Program Call for Projects

Goals and Objectives

- Test technology and data-driven approaches to reducing municipal VMT and GHG production
- Promote innovation to best practices and policies
- Identify strategies to quantify and monitor the performance and efficacy

Administration

- \$2.7 M in grant funding (by MSRC and SCAG)
- 25% local match requirement

Key Dates

Call for Projects

- **CFP opens – Nov 1, 2018**
- CFP closes – mid Dec 2018
- CFP award recommendations – Jan 2019
- SCAG Board approval – Feb 2019

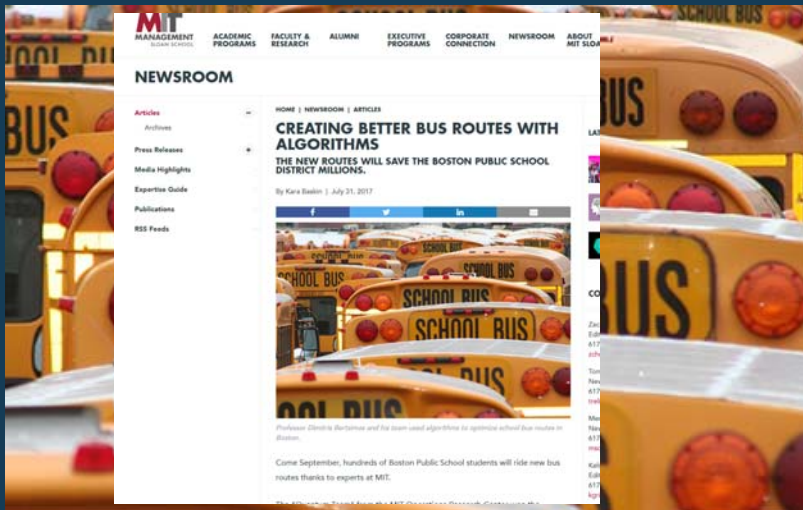
Pilot Programs

- Launch – Spring 2019
- Wrap Up – December 2020
- Final Reporting – December 2020

Upcoming Funding Opportunities



Future Communities Pilot Program: Search for New Ideas EXAMPLE: Route Optimization + Fleet Telematics



Fleet Telematics Systems

Equipment/tech that allows information exchange between a vehicle fleet and central authority. Can unlock potential for fleet optimization.

Upcoming Funding Opportunities



Future Communities Pilot Program: Search for New Ideas EXAMPLE: Videoconferencing Court Hearings

Implement videoconference technology in prisons and courtrooms to reduce transport needs

- VMT reduction for attendees: prisoner transport, lawyers, law enforcement, etc.
- Secondary benefits
 - Increased prisoner security
 - Minimize travel of and increase access to expert and witness testimony, translator services – improving due process
- Inexpensive to deploy



Upcoming Funding Opportunities



2018 Sustainable Communities Program Call for Applications



Upcoming Funding Opportunities



2018 Sustainable Communities Program Call for Applications

- Supports implementation of 2016 Regional Transportation Plan/Sustainable Communities Strategy (RTP/SCS)
- 3 categories:
 - Active Transportation
 - Integrated Land Use (ILU)
 - Green Region Initiative (GRI)
- Successful applicants receive technical assistance
 - Active Transportation – SCAG completes procurement for submitted scope of work
 - ILU & GRI projects – Specific deliverables completed

Upcoming Funding Opportunities



2018 Sustainable Communities Program Project Types

| Project Category: Active Transportation | |
|--|--|
| Project Type | Project Examples: |
| Community-wide & Area Plans | <ul style="list-style-type: none"> • Community-wide Bicycle or Pedestrian Master Plan • Community-wide Active Transportation Master Plan • First-Last Mile Plan |
| Regional Corridors Plans | <ul style="list-style-type: none"> • Improving connectivity • Closing gaps in a bikeway network |
| Infrastructure Demonstration Projects (Quick-Build) | <ul style="list-style-type: none"> • Pedestrian improvements • Scramble cross-walk • Protected bike lanes |
| Safety Strategic Plan | <ul style="list-style-type: none"> • Local Vision Zero Plans • County or sub-regional plans to identify a high-injury network and strategic investment strategy |

Upcoming Funding Opportunities



2018 Sustainable Communities Program Project Types

Project Category: Integrated Land Use (ILU)

| Project Type | Deliverables: |
|---|--|
| SB 743 Implementation Assistance | <ul style="list-style-type: none"> • VMT baseline data, thresholds, & calculation methodology • Customized VMT forecasting tool • Advanced or Regional VMT Mitigation Measure Strategies |
| Parking Management, Pricing and Reduction Strategies | <ul style="list-style-type: none"> • Parking Utilization and Pick-up/Drop-off Studies • Parking Standards & Pricing Recommendation Reports • Draft model ordinance |
| Livable Corridor & Transit Oriented Development (TOD) Planning | <ul style="list-style-type: none"> • Conceptual land-use plan • Inventory of corridor infrastructure & infrastructure improvement plan • Forecast of VMT and greenhouse gas (GHG) reduction |



SB743 Infill Development



LA TOD Parking Study



Livable Corridor Planning

Upcoming Funding Opportunities



2018 Sustainable Communities Program Project Types

Project Category: Green Region Initiative

| Project Type | Deliverables: |
|---|--|
| Heat Island Reduction with Urban Greening and Cool Streets | <ul style="list-style-type: none"> • Street Tree Inventory • Street Tree & Plant Palette • Identification of planting opportunity sites • Landscape design & cool street design standards • Inventory and existing condition report of streets & sidewalks • Palette of recommended cool surface construction materials • Short- and long-term maintenance strategies |
| Electric Vehicle Charging Infrastructure Planning | <ul style="list-style-type: none"> • Inventory of existing Plug-in Electric Vehicle (PEV) registrations, PEV charging stations, workplaces and MUDs • Identification of most promising workplace, MUD and public Electric Vehicle Supply Equipment (EVSE) sites • Outreach materials and incentives to encourage installation of EVSE |



South Gate TOD Vision



SCAG PEV Readiness Plan

Upcoming Funding Opportunities



2018 Sustainable Communities Program (SCP) Call for Applications

| | Eligible Applicants | Eligible Subapplicants |
|---|---------------------|------------------------|
| Cities/Counties | X | X |
| Transit Agencies | X | X |
| Native American Tribal Governments | X | X |
| Other Public Transportation Planning Entities | X | X |
| Universities/Community Colleges | | X |
| Community-Based Organizations | | X |
| Non-profit Organizations | | X |
| Councils of Government | | X |
| Other Public Entities | | X |

Upcoming Funding Opportunities



2018 Sustainable Communities Program Schedule

| | |
|---|--|
| Call for Applications Opens | September 10, 2018 |
| Application Workshop | October 2, 2018 2:30 – 4:00 p.m. 900 Wilshire Blvd; Suite 1700 |
| Application Deadline | November 15, 2018 |
| Regional Council Approval of 2018 SCP Projects | March 7, 2019 |
| California Transportation Commission Approval of ATP Projects | June 2019 |
| Projects Begin | 2019-2020 |



SAVE THE DATE

**9th Annual
Southern California Economic Summit
December 6th, 2018**

Thank you

KOME AJISE
Director of Planning
ajise@scag.ca.gov
www.scagrtpscscs.net



VI. ACTION CALENDAR

- A. Public Hearing: IVT MEDTRANS; Non-emergency
Transportation to Medical Facilities in San Diego
Fare Price Increase



1503 N. IMPERIAL AVE. SUITE 104
EL CENTRO, CA 92243-2875
PHONE: (760) 592-4494
FAX: (760) 592-4410

October 5, 2018

ICTC Management Committee
Imperial County Transportation Commission
1503 N. Imperial Ave. Suite 104
El Centro, CA 92243

SUBJECT: Public Hearing: **IVT MedTrans**; Non-emergency Transportation to Medical Facilities in San Diego Fare Price Increase

Dear Committee Members:

From 1994 through 2016, **Medexpress** had been the public non-emergency transportation to medical facilities in the San Diego County area and had been in existence without any service changes since 1994. The service operated four days a week for disabled and transit dependent persons, focusing on getting children to Rady's Hospital for specialized services. The **IVT MedTrans** service was created in 2016 and replaced the **Medexpress** service model with expansion in the scope of services.

The service expansion has completed its second year of operation in its three-year demonstration phase. Several items were observed during the first two years.

1. The service is continuing to attract new riders and is operating with unsold seats. The unrealized fare revenue contributes to a subsidy shortfall.
2. The first bus to depart typically has more passengers than the second bus. The departure time of the second bus was changed and increased ridership slightly, because passengers will then be able access appointments earlier in the day.
3. There have been a number of trips whereby the bus has been delayed due to passengers who almost miss the return trip pick up due to delayed medical appointments or other reasons. On several occasions, a third vehicle has been dispatched to San Diego to recover these passengers, adding additional hours and mileage expense.
4. Public outreach has continued by ICTC and First Transit staff.
5. First Transit continues to pursue vendor relationships where vouchers are appropriate to facilitate the sale of seats.
6. The fare price has not been increased since inception of the service in 1994.
7. Additionally, the farebox ratio goal may need to be adjusted downward from the current 15%. This would increase the annual not to exceed subsidy for the operator.

**CITIES OF BRAWLEY, CALEXICO, CALIPATRIA, EL CENTRO, HOLTVILLE, IMPERIAL, WESTMORLAND,
IMPERIAL IRRIGATION DISTRICT AND COUNTY OF IMPERIAL**

As a result of not attaining the projected 15% fare revenue goal in FY 2017-18, there was a shortfall of \$31,957.45. In September 2018, the Commission authorized the year end payment to cover the costs of the shortfall. Additionally in September, the Commission took action to direct staff to include the IVT MedTrans in the upcoming competitive bid for services in Fy 2019-20.

As previously discussed, the current fare of \$15.00 round trip has remained unchanged since the service inception in 1994. Staff considers this the most significant contributing factor to the inability to achieve the 15% farebox ratio.

As a result of IVT MedTrans receiving federal funds, a public hearing is required for further input and any decision relative to changes in fare prices. As directed by the Commission on September 26, 2018, staff has scheduled the public hearing for the upcoming Commission meeting on October 24, 2018, with the requisite fourteen day publication notice.

A fare analysis should try to develop alternatives that minimize the loss of passengers, while maintaining the cost effectiveness of a transit service. A pricing should be easy to implement, understand and maintain.

A common transit industry measurement of the effects of fare changes is the “elasticity” principle.

“...In economic terms, the change in the product purchase pattern with respect to the change in price is referred to as “elasticity.” Ridership elasticity with respect to fare (commonly referred to as “fare elasticity”) measures the percentage change in ridership in response to a change in transit fare. In transit, the standard fare elasticity is -0.3. This means that for every 10 percent increase in fares, ridership will decrease by three percent...” (Nelson Nygaard, 2009. “*Public Transit Fare Analysis for the Imperial Valley Association of Governments*” Pg 8-1)

The attached analysis describes projected revenues and shortfall using the contract for FY 2018-19 as the baseline with the “elasticity” principle. The analysis provides an illustration of the farebox ratio goal set at 15% through 10%, and the potential resulting shortfall of fare revenues.

The analysis also describes fare pricing increases starting at a 10% increase through a 100% increase in pricing.

Federal regulations require that federally funded services must conduct a public hearing in the event of major services or pricing changes. In addition, federal regulations require that services must charge seniors and persons with disabilities 50% of the fare price charged to the general public.

Staff recommends that the farebox ratio goal be reduced to 10% and the pricing be increased by 50% for all three categories of passengers, effective January 19, 2019. This sets the fare price for the primary Category A passenger at \$22.50 roundtrip, which is a \$7.50 increase.

If the fare price increase is not approved for FY 2018-19, any resulting fiscal impact would be brought back to the Commission for review for approval as appropriate for a year end payment to First Transit Inc.

If the fare price increase is not approved for FY 2019-20 and subsequent years, the competitive bid would reflect the existing fare price, and this would raise the new subsidy amount that would be reimbursed to the transit contractor on an annual basis.

It is requested that ICTC Management Committee forward this item to the ICTC Commission for review and approval after the receipt of public comment, if any:

1. Conduct the public hearing on October 24, 2018 6:00PM for the purpose of attaining public comment on the proposed fare price increase for the IVT MedTrans.
2. Revise the annual farebox ratio goal to 10%
3. Approve the fare price increase effective January 1, 2019 at:
 - a. Category A \$ 22.50 (patient - roundtrip)
 - b. Category B \$ 45.00 (public - roundtrip)
 - c. Personal Care Attendants \$10.50 (roundtrip)

Sincerely,

MARK BAZA
Executive Director

BY: 

Kathi Williams
Transit Program Manager

MB/ksw/da

Attachment

Proposed Fare Increase/Corresponding Ridership Loss Analysis - IVT MedTrans (Average Month)

| | 1 | 2 | 3 | 4 | 5 | 6 | 7 | 8 | 9 | 10 | 11 | 12 | 13 | 14 | 15 | 16 | 17 | 18 | 19 | 20 | 21 | 22 | 23 | 24 | 25 | 26 | 27 | 28 | 29 | 30 | 31 | 32 | 33 | 34 |
|---|------------------------|-----------------------------------|---|-----------------------------|---|----------------------------------|--|---|----------------------------------|--|---|----------------------------------|--|---|-----------------------------------|---|---|-----------------------------------|---|---|-----------------------------------|---|---|-----------------------------------|---|---|-----------------------------------|---|---|-----------------------------------|---|--|-----------------------------------|--|
| A | Type of Fare Category* | FY2018-19 Current Trip Fare Price | Base Number of Avg Pass Trips** FY2017/18 | Current Avg Fare Generation | 10% Fare Increase per Trip (No Pass Loss) | Resulting Ridership with 3% Loss | 10% Fare Increase per Trip (w 3% drop in pass) | 20% Fare Increase per Trip (No Pass Loss) | Resulting Ridership with 6% Loss | 20% Fare Increase per Trip (w 6% drop in pass) | 30% Fare Increase per Trip (No Pass Loss) | Resulting Ridership with 9% Loss | 30% Fare Increase per Trip (w 9% drop in pass) | 40% Fare Increase per Trip (No Pass Loss) | Resulting Ridership with 12% Loss | 40% Fare Increase per Trip (w 12% drop in pass) | 50% Fare Increase per Trip (No Pass Loss) | Resulting Ridership with 15% Loss | 50% Fare Increase per Trip (w 15% drop in pass) | 60% Fare Increase per Trip (No Pass Loss) | Resulting Ridership with 18% Loss | 60% Fare Increase per Trip (w 18% drop in pass) | 70% Fare Increase per Trip (No Pass Loss) | Resulting Ridership with 21% Loss | 70% Fare Increase per Trip (w 21% drop in pass) | 80% Fare Increase per Trip (No Pass Loss) | Resulting Ridership with 24% Loss | 80% Fare Increase per Trip (w 24% drop in pass) | 90% Fare Increase per Trip (No Pass Loss) | Resulting Ridership with 27% Loss | 90% Fare Increase per Trip (w 27% drop in pass) | 100% Fare Increase per Trip (No Pass Loss) | Resulting Ridership with 30% Loss | 100% Fare Increase per Trip (w 30% drop in pass) |
| B | Cat A | \$ 15.00 | 121.0 | \$ 1,815.00 | \$1,996.50 | 117.4 | \$ 1,936.61 | \$2,178.00 | 113.7 | \$2,047.32 | \$2,359.50 | 106.8 | \$ 2,082.73 | \$2,541.00 | 106.5 | \$ 2,236.08 | \$2,722.50 | 102.9 | \$ 2,314.13 | \$2,904.00 | 96.2 | \$2,309.84 | \$ 3,085.50 | 89.9 | \$ 2,291.29 | \$ 3,267.00 | 81.2 | \$ 2,191.67 | \$ 3,448.50 | 77.7 | \$ 2,215.32 | \$ 3,630.00 | 72.0 | \$ 2,159.85 |
| C | Cat B | \$ 30.00 | 30.0 | \$ 900.00 | \$ 990.00 | 29.1 | \$ 960.30 | \$1,080.00 | 28.2 | \$1,015.30 | \$1,170.00 | 26.5 | \$ 1,032.76 | \$1,260.00 | 26.4 | \$ 1,108.80 | \$1,350.00 | 25.5 | \$ 1,147.50 | \$1,440.00 | 23.9 | \$1,145.38 | \$ 1,530.00 | 22.3 | \$ 1,136.18 | \$ 1,620.00 | 20.1 | \$ 1,086.78 | \$ 1,710.00 | 19.3 | \$ 1,098.50 | \$ 1,800.00 | 17.9 | \$ 1,071.00 |
| D | PCA | \$ 7.00 | 60.0 | \$ 420.00 | \$ 462.00 | 58.2 | \$ 448.14 | \$ 504.00 | 56.4 | \$ 473.76 | \$ 546.00 | 53.0 | \$ 481.95 | \$ 588.00 | 52.8 | \$ 517.44 | \$ 630.00 | 51.0 | \$ 535.50 | \$ 672.00 | 47.7 | \$ 534.51 | \$ 714.00 | 44.6 | \$ 530.22 | \$ 756.00 | 40.3 | \$ 507.16 | \$ 798.00 | 38.5 | \$ 512.64 | \$ 840.00 | 35.7 | \$ 499.80 |
| | | | 211.0 | \$1,135.00 | \$3,448.50 | 204.7 | \$3,345.05 | \$3,762.00 | 198.3 | \$3,536.28 | \$4,075.50 | 186.2 | \$3,597.44 | \$4,389.00 | 185.7 | \$3,862.32 | \$4,702.50 | 179.4 | \$3,997.13 | \$5,016.00 | 167.8 | \$3,989.73 | \$ 5,329.50 | 156.7 | \$ 3,957.69 | \$ 5,643.00 | 141.5 | \$ 3,785.62 | \$ 5,956.50 | 135.5 | \$ 3,826.46 | \$ 6,270.00 | 125.5 | \$ 3,730.65 |

| | | | | | | | | | | | | | | | | | | | |
|-------|----------|-------|----------|-------|----------|-------|----------|-------|----------|-------|----------|-------|----------|-------|----------|-------|----------|-------|----------|
| Cat A | \$ 16.50 | Cat A | \$ 18.00 | Cat A | \$ 19.50 | Cat A | \$ 21.00 | Cat A | \$ 22.50 | Cat A | \$ 24.00 | Cat A | \$ 25.50 | Cat A | \$ 27.00 | Cat A | \$ 28.50 | Cat A | \$ 30.00 |
| Cat B | \$ 33.00 | Cat B | \$ 36.00 | Cat B | \$ 39.00 | Cat B | \$ 42.00 | Cat B | \$ 45.00 | Cat B | \$ 48.00 | Cat B | \$ 51.00 | Cat B | \$ 54.00 | Cat B | \$ 57.00 | Cat B | \$ 60.00 |
| PCA | \$ 7.70 | PCA | \$ 8.40 | PCA | \$ 9.10 | PCA | \$ 9.80 | PCA | \$ 10.50 | PCA | \$ 11.20 | PCA | \$ 11.90 | PCA | \$ 12.60 | PCA | \$ 13.30 | PCA | \$ 14.00 |

Proposed Fare Increase/Corresponding Ridership Loss Analysis - IVT MedTrans (Annual)

| | FY 2018-19 Contract farebox ratio requirement | Required revenue to meet farebox ratio requirement | Projected Fare Revenue Shortfall | 10% Fare Increase per Trip (No Pass Loss) | Resulting Ridership with 3% Loss | 10% Fare Increase per Trip (w 3% drop in pass) | 20% Fare Increase per Trip (No Pass Loss) | Resulting Ridership with 6% Loss | 20% Fare Increase per Trip (w 6% drop in pass) | 30% Fare Increase per Trip (No Pass Loss) | Resulting Ridership with 9% Loss | 30% Fare Increase per Trip (w 9% drop in pass) | 40% Fare Increase per Trip (No Pass Loss) | Resulting Ridership with 12% Loss | 40% Fare Increase per Trip (w 12% drop in pass) | 50% Fare Increase per Trip (No Pass Loss) | Resulting Ridership with 15% Loss | 50% Fare Increase per Trip (w 15% drop in pass) | 60% Fare Increase per Trip (No Pass Loss) | Resulting Ridership with 18% Loss | 60% Fare Increase per Trip (w 18% drop in pass) | 70% Fare Increase per Trip (No Pass Loss) | Resulting Ridership with 21% Loss | 70% Fare Increase per Trip (w 21% drop in pass) | 80% Fare Increase per Trip (No Pass Loss) | Resulting Ridership with 24% Loss | 80% Fare Increase per Trip (w 24% drop in pass) | 90% Fare Increase per Trip (No Pass Loss) | Resulting Ridership with 27% Loss | 90% Fare Increase per Trip (w 27% drop in pass) | 100% Fare Increase per Trip (No Pass Loss) | Resulting Ridership with 30% Loss | 100% Fare Increase per Trip (w 30% drop in pass) | | |
|---|---|--|----------------------------------|---|----------------------------------|--|---|----------------------------------|--|---|----------------------------------|--|---|-----------------------------------|---|---|-----------------------------------|---|---|-----------------------------------|---|---|-----------------------------------|---|---|-----------------------------------|---|---|-----------------------------------|---|--|-----------------------------------|--|--|--|
| F | 15% Current Farebox Ratio | \$ 71,962.95 | \$ 41,018.88 | \$23,958.00 | 1,408.4 | \$23,239.26 | \$26,136.00 | 1,364.9 | \$24,567.84 | \$28,314.00 | 1,281.7 | \$24,992.77 | \$30,492.00 | 1,277.8 | \$26,832.96 | \$32,670.00 | 1,234.2 | \$27,769.50 | \$34,848.00 | 1,154.9 | \$27,718.10 | \$ 37,026.00 | 1,078.3 | \$27,495.51 | \$ 39,304.00 | 974.1 | \$26,300.08 | \$ 41,382.00 | 932.8 | \$26,583.80 | \$ 43,560.00 | 863.9 | \$25,918.20 | | |
| G | 14% Proposed Farebox Ratio | \$ 67,165.42 | \$ 38,284.29 | \$11,880.00 | 349.2 | \$11,523.60 | \$12,960.00 | 338.4 | \$12,182.40 | \$14,040.00 | 317.8 | \$12,393.11 | \$15,120.00 | 316.8 | \$13,305.60 | \$16,200.00 | 306.0 | \$13,770.00 | \$17,280.00 | 286.3 | \$13,744.51 | \$ 18,360.00 | 267.3 | \$13,634.14 | \$ 19,440.00 | 241.5 | \$13,041.36 | \$ 20,520.00 | 231.3 | \$13,182.05 | \$ 21,600.00 | 214.2 | \$12,852.00 | | |
| H | 13% Proposed Farebox Ratio | \$ 62,367.89 | \$ 35,549.70 | \$ 5,544.00 | 698.4 | \$5,377.68 | \$6,048.00 | 676.8 | \$5,685.12 | \$6,552.00 | 635.5 | \$5,783.45 | \$7,056.00 | 633.6 | \$6,209.28 | \$7,560.00 | 612.0 | \$6,426.00 | \$8,064.00 | 572.7 | \$6,414.11 | \$ 8,568.00 | 534.7 | \$6,362.60 | \$ 9,072.00 | 483.0 | \$6,085.97 | \$ 9,576.00 | 462.5 | \$6,151.62 | \$ 10,080.00 | 428.4 | \$5,997.60 | | |
| I | 12% Proposed Farebox Ratio | \$ 57,570.36 | \$ 32,815.11 | \$11,382.00 | 2,456.04 | \$40,140.54 | \$45,144.00 | 2,380.1 | \$42,435.36 | \$48,906.00 | 2,235.0 | \$43,169.33 | \$52,668.00 | 2,228.2 | \$46,347.84 | \$56,430.00 | 2,152.2 | \$47,965.50 | \$60,192.00 | 2,014.0 | \$47,876.72 | \$ 63,954.00 | 1,880.3 | \$47,492.24 | \$ 67,716.00 | 1,698.6 | \$45,427.41 | \$ 71,478.00 | 1,626.6 | \$45,917.47 | \$ 75,240.00 | 1,506.5 | \$44,767.80 | | |
| J | 11% Proposed Farebox Ratio | \$ 52,772.83 | \$ 30,080.51 | | | | | | | | | | | | | | | | | | | | | | | | | | | | | | | | |
| K | 10% Proposed Farebox Ratio | \$ 47,975.30 | \$ 27,345.92 | | | | | | | | | | | | | | | | | | | | | | | | | | | | | | | | |

A None of the options meet the current 15% farebox ratio requirement of \$71,962
 B A 50% fare increase may meet a 10% farebox ratio requirement

N NOTES:
 O Category A = Children with disabilities, individuals that utilize wheelchairs, persons with disabilities, low income families and transit dependent individuals.
 P Category B = Individuals who do not meet the criteria of Category A passengers.
 Q PCA = Personal Care Attendants for Cat A Passengers.

VI. ACTION CALENDAR

- B. Resolution to Support the Creation of the Imperial Valley Council of Governments (IVCOG)



1503 N. IMPERIAL AVE., SUITE 104
EL CENTRO, CA 92243-2875
PHONE: (760) 592-4494
FAX: (760) 592-4410

October 5, 2018

ICTC Management Committee
Imperial County Transportation Commission
1503 N. Imperial Ave., Suite 104
El Centro, CA 92243

SUBJECT: Resolution to support the creation of the Imperial Valley Council of Governments (IVCOG)

Dear Committee Members:

The Imperial County Transportation Commission (ICTC) was established pursuant to statute California Public Utilities Code Section 132800, et seq. As a county transportation commission, ICTC takes initiative and provides leadership in the transportation planning and programming process. Its member agencies include all incorporated cities, the County of Imperial and the Imperial Irrigation District (IID). Our ICTC Board consists of one voting member from each of the cities, the IID, and two voting members from the County of Imperial.

In early 2018, the Commission directed the Executive Director to work with the City/County Managers to discuss the potential benefits for creating a Council of Governments (COG) for regional non-transportation programs. City Managers, County CEO, and the ICTC Executive Director have developed a strategy for creation and development of the Imperial Valley Council of Governments, or IVCOG.

As proposed, initially the IVCOG will oversee two current programs: Imperial Valley Resource Management Agency (IVRMA) and the Service Authority for Freeway Emergencies (SAFE) with the City of El Centro and County Public Works continuing to administer the programs, respectively.

Eventually, the goal of the IVCOG will be to incorporate other regional non-transportation programs including, emergency communications, animal control and homelessness to name a few, when funding or opportunities arise.

**CITIES OF BRAWLEY, CALEXICO, CALIPATRIA, EL CENTRO, HOLTVILLE, IMPERIAL, WESTMORLAND,
IMPERIAL IRRIGATION DISTRICT AND COUNTY OF IMPERIAL**

It is requested that the Management Committee forward this item to the Commission for review and approval after public comment, if any:

1. To Authorize the Chairman to sign the resolution

Sincerely,

A handwritten signature in blue ink that reads "Mark Baza". The signature is written in a cursive, flowing style.

MARKBAZA
Executive Director

MB/cl

attachment

**RESOLUTION OF THE IMPERIAL COUNTY TRANSPORTATION COMMISSION
EXPRESSING SUPPORT FOR THE CREATION AND DEVELOPMENT OF AN
IMPERIAL COUNTY COUNCIL OF GOVERNMENTS (IVCOG)**

RESOLUTION NO. _____

WHEREAS, there exists a need for an agency to serve as a forum for consideration, study, and recommendation on area-wide and regional problems, to assemble information helpful in the consideration of problems peculiar to the Imperial Valley, and to explore practical avenues for intergovernmental cooperation, coordination, and action in the interest of local public welfare and means of improvement in the administration of governmental services; and

WHEREAS, the Imperial County Transportation Commission (ICTC), as administrator of the Local Transportation Authority (LTA), where the County of Imperial, City of Brawley, City of Calexico, City of Calipatria, City of El Centro, City of Holtville, City of Imperial, and City of Westmorland (“each of the Cities and County”) currently serve in the decision-making bodies, is in the unique position of being able to coordinate an effort to form such an entity; and

WHEREAS, accordingly, throughout 2018, ICTC’s Executive Director has been meeting with City and County Managers to achieve consensus to form an agency to be known as the Imperial Valley Council of Governments (IVCOG), with each of the Cities and County to serve as members; and

WHEREAS, recently, consensus was reached to proceed with the development of an IVCOG and start by incorporating two existing programs that each of the Cities and County currently serve in the decision-making bodies: the Imperial Valley Resource Management Agency (IVRMA) and the Service Authority for Freeway Emergencies (SAFE)—with the goal of eventually incorporating other regional non-transportation programs including but not limited to emergency communications, animal control, and homeless task forces; and

WHEREAS, an IVCOG Joint Powers Authority (JPA) agreement has been drafted and is currently being reviewed by legal counsel to each of the Cities and County.

WHEREAS, the ICTC governing board is desirous of expressing support for the creation and development of an IVCOG.

**WHEREFORE, THE IMPERIAL COUNTY TRANSPORTATION COMMISSION
RESOLVES AS FOLLOWS:**

1. The above recitals are true and correct.
2. In support of the creation and development of an IVCOG, the ICTC Executive Director is authorized to continue coordination efforts to oversee IVRMA and SAFE passing resolutions consenting to become designated programs of IVCOG, and Cities and County approving and executing the IVCOG JPA agreement, and is authorized to assist in the scheduling of the first IVCOG meeting where the final signed IVCOG JPA agreement will be presented to the IVCOG Board.

PASSED AND ADOPTED by the Imperial County Transportation Commission, County of Imperial, State of California, this _____ day of _____, 2018 by the following roll call vote:

Chairman

ATTEST:

Cristi Lerma
Secretary of the Commission

DRAFT

VII. INFORMATION / DISCUSSION CALENDAR

- A. Social Services Transportation Advisory Council
Meeting: October 20108—Transit 101



1503 N. IMPERIAL AVE., SUITE 104
EL CENTRO, CA 92243-2875
PHONE: (760) 592-4494
FAX: (760) 592-4410

October 5, 2018

ICTC Management Committee
Imperial County Transportation Commission
1503 N. Imperial Ave., Suite 104
El Centro, CA 92243

SUBJECT: Social Services Transportation Advisory Council Meeting;
October 2018 – Transit 101

Dear Committee Members:

Every year during the month of October, ICTC hosts a meeting, entitled Transit 101, to review the transportation services provided by ICTC. The meeting also provides a static vehicle display of ICTC owned vehicles for all meeting participants.

This year ICTC coordinated with the Imperial Valley College (IVC) to hold the meeting at IVC facilities. This allowed a vehicle static display which included various sizes and types of vehicles in the IVT branded fleet.

This event allows ICTC and the transit contractor to continue to promote, facilitate, educate, and assist agencies and individuals with determining transportation options, particularly for seniors and people with disabilities. In addition, mobility training appointments for individualized training can be made.

This item is presented for informational purposes.

Sincerely,

A handwritten signature in blue ink that reads 'Mark Baza'.

MARKBAZA
Executive Director

MB/da/mg

attachment

**CITIES OF BRAWLEY, CALEXICO, CALIPATRIA, EL CENTRO, HOLTVILLE, IMPERIAL, WESTMORLAND,
IMPERIAL IRRIGATION DISTRICT AND COUNTY OF IMPERIAL**

